

# Forget Me Not

LINEDANCE.COM

**Count:** 48

**Wall:** 4

**Level:** Improver waltz

**Choreographer:** Juilin Chen & Irene Deng . Taipei Taiwan (October- 2015)

**Music:** Forget Me Not 


**Intro : 32 Count start on vocal (Approx. 21 Seconds Into Track) 4:00 iTunes ,78 bpm**




**Tag : 6 count After end of wall 3 and Wall 6**

## SECTION 1: Twinkle Steps

1 - 3 Behind Rf over Lf , Step Lf to Left diagonal(10:30), Step Rf next to Lf.

4 - 6 Behind Lf over Rf , Step Rf to right diagonal(1:30), Step Lf next to Rf.

1 - 3  (1)  (10:30)(2)  (3)

4 - 6  (4)  (1:30)(5)  (6)

## SECTION 2 : Twinkle Steps

1 - 3 Behind Rf over Lf , Step Lf to Left diagonal(10:30), Step Rf next to Lf.

4 - 6 Behind Lf over Rf , Step Rf to right, Step Lf next to Rf.(12:00)

1-3  (1)  (2)  (3)





4-6  (4)  (5)  (6)

## SECTION 3: Basic Back Waltz, Recover, Chasse

1-3 Step back on Rf, Step Lf next to Rf, Behind Rf over Lf

4, 5 & 6 Recover on Lf, Step Rf to right side ,Step Lf next to Rf, Step Rf to right side.

1 - 3  (1)  (2)  (3)

4,5&6  (4)  (5)  (&)  (6)

## SECTION 4: Cross, Recover, Side, Counterclockwise unwind, Side

1 - 3 Step Lf cross over Rf, Recover on Rf, Step Lf to left side(12:00)

4 - 6 Cross Rf over Lf , Counterclockwise Turn left circle, Step Lf to left side

1 - 3  (1)  (2)  (3)

4 - 6 □□□□□□ (4) □□□□□□□ (5) □□□□□ (6)

**SECTION 5: Cross, Recover, Side, Cross, Recover, Side,**

1 - 3 Cross Rf over Lf, Recover on Lf, Step Rf beside Lf

4 - 6 Cross Lf over Rf, Recover on Rf, Step Lf beside Rf

1 - 3 □□□□□□□ (1) □□□□□ (2) □□□□□□□ (3)

4 - 6 □□□□□□□ (4) □□□□□□ (5) □□□□□□□ (6)

**SECTION 6: Forward, Sweep 1/4 Turn Right, Twinkle 1/2 turn Left**

1 - 3 Step Rf forward (1), Sweep Lf 1/4 turn right (2,3)(3:00)

4 - 6 Step Lf Forward, Step Rf back, making turn left (12:00), step Lf to left, making 1/4 turn left (9:00)

1 - 3 □□□□ (1) □□□□□□□ 1/4(2-3)(3:00) □

4 - 6 □□□□ (4) □□□□□□ 1/4(12:00)(5) □□□ 1/4(9:00) □□□□ (6)

**SECTION 7: Basic Forward Waltz, Basic back Waltz**

1 - 3 Step forward on Rf, Step Lf next to Rf, Step Rf next to Lf(9:00)

4 - 6 Step back on Lf, Step Rf next to Lf, Step Lf next to Rf

1 - 3 □□□□□□□ □□ (1) □□□□□□□ (2) □ □□□□ (3)(9:00)

4 - 6 □□□□□□□ □□ (4) □ □□ (5) □ □□□□□□ (6)

**SECTION 8: Twinkle 1/2 Turn Left, Forward sliding x2**

1 - 3 Step Rf back, Step Lf forward, making 1/2 turn left (3:00), Step Rf next to Lf

4 - 6 Step Lf forward out Sliding, Step Rf forward out Sliding, Step Lf next to Rf

1 - 3 □□□ (1) □□□ 1/2 □□□□ (2) □□□□□□□ (4)

4 - 6 □□□□□ (4) □□□□□□ (5) □□□□□□□□ (6)

**TAG : 6 counts After end wall 3(9 o`clock) and wall 6(6 o`clock)**

1 - 3 Step Rf to side, making a slow hip bump right

4 - 6 Step Lf to side, making a slow hip bump left

**1 - 3**□□□□      **(1)**□□□□□□      **(2-3)**

**4 - 6**□□□□      **(4)**□□□□□□      **(5-6)**

**Proposal : Hand movements refer to the demo**

□□□□□□□□

**Have fun!!! Happy Dance**

**Contact - Irene Deng - E-mail: [yuanmei40681@gmail.com](mailto:yuanmei40681@gmail.com)**