

Count: 64 **Wall:** 2 **Level:** Phrased Beginner

Choreographer: Nina Chen , Taiwan (Jan 2014)

Music: I Like by Where Chou ( by )

SECTION A (32 counts)

A1. CHASSE RIGHT, BACK RECOVER, CHASSE LEFT, BACK RECOVER


1&2 Step R to R side, step L next to R, step R to R side

3-4 Rock back on L, recover onto R



5&6 Step L to L side, step R next to L, step L to L side

7-8 Rock back on R, recover onto L

1&2 ()

3-4 

5&6 ()

7-8 

A2. RIGHT SHUFFLE BACK 1/2 TURN LEFT, ROCK STEP, LEFT SHUFFLE BACK 1/2 TURN RIGHT, ROCK STEP

1&2 1/2 turn left stepping back on R, step L beside R, step back on L (6:00)


3-4 Rock back on L, recover onto R



5&6 1/2 turn right stepping back on L, step R beside L, step back on R (12:00)

7-8 Rock back on R, recover onto L

1&2 **1/2** () **(6:00)**

3-4  ,

5&6 **1/2** () **(12:00)**

7-8 

A3. FORWARD STEP COASTER STEP X2

- 1-2 Step forward on R, recover onto L
- 3&4 Step R back, step L beside R, step R forward
- 5-6 Step forward on L, recover onto R
- 7&8 Step L back, step R beside L, step L forward

1-2 □□□□ □□□□

3&4 □□□ (□□□□ □□□ □□□□)

5-6 □□□□ □□□□

7&8 □□□□ (□□□□ □□□ □□□□)

A4. JAZZ BOX TURN 1/4 RIGHT X2

- 1-4 Cross right over left, step left back, Turning 1/4 right(3:00) step right to right side, step left forward
- 5-8 Cross right over left, step left back, Turning 1/4 right(6:00) step right to right side, step left forward

1-8 □□□□□□□□ 1/4 □□ (□□□□□ 3□□ ,□□□□□ 6□□)

SECTION B (32 Counts)

B1. 1/2 PIVOT TURN L, SHUFFLE FWD, 1/4 PIVOT TURN R, CROSS SHUFFLE

- 1-2 Step R fwd, 1/2 pivot turn L (12:00)(weight on L)
- 3&4 Shuffle fwd on RLR
- 5-6 Step L fwd, 1/4 pivot turn R (3:00) (weight on R)
- 7&8 Cross shuffle on LRL

1-2 □□□□ □□□ 1/2 (12:00) (□□□□□)

3&4 □□□□ (□□□)

5-6 □□□□ □□□ 1/4 (3:00) (□□□□□)

7&8 □□□□□ (□□□)

B2. STEP TOUCH X4

- 1-4 Step R diagonal fwd, touch L beside R, step L back to place, touch R beside L

5-8 Step R diagonal behind, touch L beside R, step L fwd to place, touch R beside L

1-4 □□□□ □□□□□□ , □□□□ □□□□□□

5-8 □□□□ □□□□□□ , □□□□ □□□□□□

B3. 1/2 PIVOT TURN L, SHUFFLE FWD, 1/4 PIVOT TURN R, CROSS SHUFFLE

1-2 Step R fwd, 1/2 pivot turn L (9:00)(weight on L)

3&4 Shuffle fwd on RLR

5-6 Step L fwd, 1/4 pivot turn R (12:00) (weight on R)

7&8 Cross shuffle on LRL

1-2 □□□□ □□ **1/2 (9:00)** (□□□□)

3&4 □□□□ (□□□)

5-6 □□□□ □□ **1/4 (12:00)** (□□□□)

7&8 □□□□ (□□□)

B4. ZUMBA BOX BACK

1-4 Step R to R side, step L beside R, step back on R, touch L together

5-8 Step L to L side, step R beside L, step L fwd, touch R beside L

1-4 □□□□ □□□ , □□□□ □□□□□□

5-8 □□□□ □□□ , □□□□ □□□□□□

Have Fun & Happy Dancing!
Contact Nina Chen: nina.teach.dance@gmail.com

Source: LineDance.com — https://www.linedance.com/index.php?f=dance_view&id=11060