

Cha Cha 4C

LINEDANCE.COM

Count: 32 **Wall:** 4 **Level:** Beginner/Intermediate











Choreographer: Rep Ghazali , Scotland (May 08)

Music: Oh Carol by Barbados (CD: Rosalita [118bpm])



Side-Together, $\frac{1}{4}$ Turn Shuffle, $\frac{1}{4}$

Turn-Together, $\frac{1}{4}$ Turn Shuffle

 -  ,  $\frac{1}{4}$   ,  $\frac{1}{4}$  ,  $\frac{1}{4}$  

1-2

Step Right To Right Side, Step Left Together

    ,    

3&4

$\frac{1}{4}$ Turn Right Stepping Forward Right,

Step Left Together, Step Forward Right

 90      ,     ,    

5-6

$\frac{1}{4}$ Turn Right Stepping Left To Left Side,

Step Right Together

 90      ,    

7&8

$\frac{1}{4}$ Turn Left Stepping Forward Left,

Step Right Together, Step Forward Left

 90      ,     ,    

□□

Step-Hitch 1/2 Turn, Shuffle Forward,

Full Turn, Kick Ball Change

□ -□ 1/2, □□ , □□ , □□

1-2

Step Forward Right, Hitch On Left Making

1/2 Turn Right

□□□□ , □□□□ 180□

3&4

Step Forward Left, Step Right Together,

Step Forward Left

□□□□ , □□□□ , □□

5-6

1/2 Turn Left Stepping Back Right, 1/2

Turn Left Stepping Forward Left

□□ 180□□□□ , □□ 180□□□□

(Easier

Option: Skate Right, Skake Left□□ :□□□□ , □□□□)

7&8

Kick Right Forward, Step Back Right,

Step Forward Left

□□□□ , □□□□ , □□□□

□□

Side-Touch, ¼ Turn Shuffle, Step-½

Pivot Turn, Triple ½ Turn

□ -□ , □ 1/4□□ , □□ 1/2, □□□□ 1/2

1-2

Step Right To Right Side, Touch Left Together

□□□□ , □□□□

3&4

¼ Turn Left Stepping Forward Left,

Step Right Together, Step Forward Left

□□ 90□□□□□□ , □□□□ , □□□□

5-6

Step Forward Right, ½ Pivot Turn Left □□□□ , □□ 180□

7&8

Triple ½ Turn Left Stepping Right-Left-Right

On The Spot

□□□□□□ 180□ -□ , □ , □

□□□

Rock Back-Recover, Kick Ball Change,

Step-¼ Pivot, Cross Shuffle

□□□□□□ , □□□ , □□ 1/4, □□□□

1-2

Rock Back Left, Recover On Right

□□□□ , □□□

3&4

Kick Left Forward, Step

Back Left, Step Forward Right

□□□□ , □□□□ , □□□□

5-6

Step Forward Left, 1/4

Pivot Turn Right

□□□□ , □□ 90°

7&8

Cross Left Over Right,

Step Right To Right Side, Cross Left Over Right

□□□□□□□□ , □□□□ , □□□□□□□□

ENDING To Face Front Wall: After 8th Wall Add This

Steps, Will Be Facing Front Wall

□□□□□□□□□□□□ , □□□ 8□□□□□□□□

1-2

Step Right To Right Side,

Step Left Together

□□□□ , □□□□

3&4

Step Right To Right Side,

Step Left Together, Step Right To Right Side

□□□□ , □□□□ , □□□□

5

Step Left To Left Side □□□□

6-8

Stomp On The Spot Right-Left-Right

□□□□ -□ , □ , □