

# Make My Day

LINEDANCE.COM

**Count:** 32      **Wall:** 4      **Level:** Beginner

**Choreographer:** Francien Sittrop (Dec 08)

**Music:** Perhaps, Perhaps, Perhaps by Pussycat Dolls (CD: Doll Domination )

 **Intro: Start**

**on vocals (after 16 counts)**



**Side, Rock fwd , Recover,**

**Cha-Cha R, Cross, Unwind full Turn, Cha-cha L**  ,  ,  ,  ,  ,  , 

**1**





**Step L to L side**   

**2 - 3**

**Rock R across L , Recover on L**          ,  

**4 & 5**

**Step R to R side, Step L next to R, Step R to R side**

  ,   , 


**6 - 7**

**Step L across R, Full Turn R (12.00)**

     ,  (  **12**  )

**8 & 1**

**Step L to L side, Step R next to L, Step L to L side**

  ,   , 

**¼ Turn R, Recover, Cha-cha R, ¼ Turn**

**L, Recover , Kick Ball Cross**

□ □ 1/4, □ □ , □ □ □ □ , □ □ 1/4, □ □ , □ □ □ □

**2 - 3**

**Make ¼ Turn R and step R back (3.00) and  
look over your shoulder (9.00) ,make ¼ Turn L and recover on L (12.00)**

□ □ 90□ □ □ □ (□ □ 3□ □ )□ □ □ □ (□ □ 9□ □ ), □ □ 90□ □ □ □ (□ □ 12□ □ )

**4 & 5**

**Step R to R side, Step L next to R, Step R to R side (12.00)**

□ □ □ □ , □ □ □ □ , □ □ □ □ (□ □ 12□ □ )

**Ending: Dance up until count 13 (Cha - Cha R ) . Touch L back**

**and make ¾ Turn L to the front wall.**

□ □ □ □ □ □ □ □ 4□ □ □ □ □ □ , □ □ □ □ □ □ 270□ □ □ □ □ □

**6 - 7**

**Make ¼ Turn L and step L back (9.00) and  
look over your shoulder (3.00),recover on R (9.00)**

□ □ 90□ □ □ □ □ □ (□ □ 9□ □ )□ □ □ □ (□ □ 3□ □ ), □ □ □ □ □ □ (□ □ 9□ □ )

**8 & 1**

**Kick L fwd, Step L next to R, Step R across L (9.00)**

□ □ □ □ , □ □ □ □ , □ □ □ □ □ □ □ □ □ □ (□ □ 9□ □ )

□ □ □ □

**Hip Sways L, R, Behind**

**,Side, Cross, Hold, And Cross, Hold, And Cross** □ □ -□ □ , □ □ , □ □ , □ □ , □ □ , □ □ , □ □ , &□ □ , □ □ , &□ □

2 - 3

Step L to L side and sway Hip L, Sway Hip R,

□□□□□□ , □□□

4 & 5

Step L behind R, Step R to R side, Step L across R

□□□□□□ , □□□□ , □□□□□□□□

6 & 7

Hold, Step R to R side, Step L across R

□ , □□□□ , □□□□□□□□

8 & 1

Hold, Step R to R side, Step L across R

□ , □□□□ , □□□□□□□□

□□□

Rock Side , Recover ,

Behind, 1/4 L fwd, 1/4 L side, Rock fwd, Recover, Coaster step

□□□ , □□ , □ , □ 1/4□ , □ 1/4□ , □□□ , □□ , □□□

2 - 3

Rock R to R side, Recover on L □□□□□□ , □□□□

4 & 5

Step R behind L, 1/4 Turn L and step L fwd, 1/4 L and Step

**R to R side (3.00)**

□□□□□□ , □□ 90□□□□□□ , □□ 90□□□□□□ (□□ 3□□ )

