

# God Blessed Texas



LINEDANCE.COM

**Count:** 32      **Wall:** 2      **Level:** Beginner

**Choreographer:** Shirley Batson 11/29/98

**Music:** Little Texas: God Blessed Texas



**Step, Touch, Back, Touch, Back,**

**Touch, Step, Touch**

□ , □ , □□ , □ , □□ , □ , □ , □

**1-2**

**Step Left Diagonally Forward Left. Touch Right**

**Beside Left**



**3-4**

**Step Right Diagonally Back Right. Touch Left**

**Beside Right**



**5-6**

**Step Left Diagonally Back Left. Touch Right**


**Beside Left**



**7-8**

**Step Right Diagonally**

**Forward Right. Touch Left Beside Right**



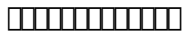
**Stomps, Hands On Thighs, Knee Rolls**



**1-2**

**Stomp Forward Left.**

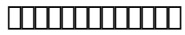
**Stomp Forward Right**



**3-4**

**Slap Left Hand On Left**

**Knee. Slap Right Hand On Right Knee**



**5-6**

**Roll Left Knee Round**


**To Left Side**



**7-8**

**Roll Right Knee Round**

**To Right Side**



**Right Grapevine, Scuff, Left**

**Grapevine, Scuff**

□□□□ , □□□ , □□□□ , □□□ ,

**1-4**

**Step Right To Right Side.**

**Cross Left Behind Right**

**Step Right To Right Side.**

**Scuff Left Beside Right**

□□□□□□□□□□

**5-8**

**Step Left To Left Side. Cross**

**Right Behind Left**

**Step Left To Left Side. Scuff**

**Right Beside Left**

□□□□□□□□□□

□□

**Step, Kick,**

**1/2 Turn & Flick Back, Step**

□ , □ , □ 1/2 & □□ , □

**1-2**

**Step Forward Right. Kick Left**

**Forward**

□□□□□□□□

**3**

**On Ball Of Right Pivot 1/2**

**Turn Right And Flick Left Back**

□□□□□□ **180**□□□□□□□□

**4**

**Step Forward Left** □□□□

**5-6**

**Scoot Forward On Left Twice**

**With Right Knee Hitched**

□□□□□ **2**□□□□□□□□

**7-8**

**Step Forward Right And Scoot With Left Knee Hitched**

□□□□□ **1**□□□□□□□□