

HEART OF AN ANGEL

LINEDANCE.COM

Count: 48

Wall: 4

Level: Intermediate

Choreographer: William Brown (Scotland) Aug 06


Music: Heart Of An Angel by Modern Talking

 **Start on verse vocals** 






BASIC FORWARD, BASIC BACK,

FORWARD $\frac{1}{2}$ TURN LEFT, BASIC BACK

 ,  ,  $\frac{1}{2}$, 

1,2,3



Step forward left, step right beside left, step left

beside right  ,  , 

4,5,6

Step back right, step left beside right, step right

beside left

 ,  , 

1,2,3

Step forward left, step right beside left making $\frac{1}{4}$ turn

left, step left beside right making another $\frac{1}{4}$ turn left (6.00)

 ,  90° ,  90° (6 )

4,5,6

Step back right, step left beside right, step right

beside left

□□□□ , □□□□ , □□□□

□□□

STEP, SWEEP X2, FORWARD,

POINT, BACK, POINT

□ , □ 2□ , □ , □ , □ , □

1,2,3

Step forward left, sweep right from back to front over

2 counts(keeping weight on left)

□□□□ , □□□ 2□□□□□ (□□□□□)

4,5,6

Step forward right, sweep left from back to front over

2 counts (keeping weight on right)

□□□□ , □□□ 2□□□□□ (□□□□□)

1,2,3

Step forward left, point right to right side, hold

□□□□ , □□□□ , □

4,5,6

Step back right, point left to left side, hold

□□□□ , □□□□ , □

□□□

TWINKLE ¼ LEFT, WEAVE,

SLIDE, DRAG X2

□□ 1/4□□□□ , □□ , □ , □ 2□

1,2,3

Cross left over right, make ¼ turn left stepping back

on right, step left to left side (3.00)

□□□□□□□□ , □□ 90□□□□□□ , □□□□ (3□□)

4,5,6

Cross right in front of left, step left to left side,

cross right behind left □□□□□□□□ , □□□□ , □□□□□□□□

1,2,3

Step left to left side, drag right towards left over 2

counts(keeping weight on left)

□□□□ , □□□□ 2□□□ (□□□□□□)

4,5,6

Step right to right side, drag left towards right over

2 counts (keeping weight on right)

□□□□ , □□□□ 2□□□ (□□□□□□)

□□□

FORWARD, POINT, BACK,

POINT, FORWARD FULL TURN LEFT

□ , □ , □ , □ , □□□□

1,2,3

Step forward left, point right to right side, hold

□□□□ , □□□□ , □

4,5,6

Step back right, point left to left side, hold

□□□□ , □□□□ , □

1,2,3

Step forward left, step right beside left making ¼ turn

left, step left beside right making another ¼ turn left (9.00)

□□□□ , □□□□□□ 90° , □□□□□□ 90° (9□□)

4,5,6

Step back right, step left beside right making ¼ turn

left, step right beside left making another ¼ turn left (3.00)

□□□□ , □□□□□□ 90° , □□□□□□ 90° (3□□)

□□□

□□ 6□

(Easier option for counts 43-48: Basic

forward Left, together, together, then Right, together, together instead of

full turn)

□□□□□□□□□□ , □□□□ , □□□□ , □□□□ , □□□□ , □□□□

TAG: SORRY but when using the MODERN TALKING track a 6

count tag is NEEDED TWICE....after walls 2 and 6 - both times facing back wall,

JUST REPEAT THE FIRST 6 COUNTS of the dance!!!! □□□□□□□□□□ ,
□□□□ 6□

1,2,3

Step forward left, step right beside left, step left

beside right □□□□ , □□□□ , □□□□

4,5,6

Step back right, step left beside right, step right

beside left

□□□□ , □□□□ , □□□□