

Hold Your Horses

LINEDANCE.COM

Count: 64 **Wall:** 4 **Level:** Intermediate/Advanced

Choreographer: AT Kinson & Tom Mickers (Apr 01)

Music: Hold Your Horses by E-Type (CD: 140bpm)

 **4 eights starting on first beat 32**



Kick Ball Step, Step 1/4 Turn Left,

Skates Forward.

 ,  **1/4,** 

1 & 2

Kick right to right side. Step right beside left. Step forward left.  ,  , 

3 - 4

Step forward right. Step left 1/4 turn left (take weight onto left).  ,  **90**

5 - 6

Skate right diagonally forward right. Skate left diagonally forward

left.  , 

7 - 8





Skate right diagonally forward right. Skate left diagonally forward

left.  , 



Right & Left Side Steps, Taps

Behind, 'Trot' Back.

 &  ,  , 

9 - 10

Step right to right side. Tap left toe behind right.

□□□□ , □□□□□□□□

11 - 12

Step left to left side. Tap right toe behind left.

□□□□ , □□□□□□□□

& 13 & 14

Trot back stepping - Right, Left. Right, Left. (Feet shoulder width

apart). □□□□ -□ , □ , □ , □ (□□□□□□)

& 15 & 16

Trot back stepping - Right, Left. Right, Left. (Feet shoulder width

apart). □□□□ -□ , □ , □ , □ (□□□□□□)

Arms: (&13 - &16)

Arm moves performed during 'trot' back. □□□□□□□□□□

Stretch left arm forward as if holding reins

and swing lasso with right hand. □□□□□□□□□□ , □□□□□□□□

□□□

Grapevine Right & Left with arm

moves.

□□□ & □□□ (□□□□□□□□)

17 - 18

Step right to right side. Cross left behind right.

□□□□ , □□□□□□□□

19 - 20

Step right to right side. Touch left beside right.

□□□□ , □□□□

21 - 22

Step left to left side. Cross right behind left.

□□□□ , □□□□□□□□

23 - 24

Step left to left side. Touch right beside left.

□□□□ , □□□□

Arms:

Arm moves performed during grapevine steps.

□□□□□ , □□□□□□□□ :

(17)

**With right arm across chest, parallel to floor & fist clenched as
push fist to right with left hand.**

□□□□□□□□□□ , □□□□□□□□

(18)

**With left arm across chest, parallel to floor & fist clenched as
push fist to left with right hand.**

□□□□□□□□□□ , □□□□□□□□

(19 - 20)

Both hands touch shoulders. Bring arms straight down.

□□□□ , □□□□□

(21 - 24)

Mirror the above moves for grapevine left.

□□□□□ , □□□□□□

□□□

Knee Knocks Out & In. □□□ & □□□

25 - 32

With feet together knock knees in and out for 8 counts.

□□□□□□□□□□ 8□

Arms:

Arm moves performed during knee knocks.□□□□

(25 - 28)

Lean body right, as you stretch left arm forward and circle it around to

left.□□□□ , □□□□□ , □□□□□□□□

(29 - 32)

Lean body left, as you stretch right arm forward and circle it around to

right.□□□□ , □□□□□ , □□□□□□□□

mso-font-kerning:0pt">□□□

mso-font-kerning:0pt">

Kick, Point,

Cross Back, Toe & Heel, & Touch 1/2 Turn Right.

□ , □ , □□□ , □ &

mso-font-kerning:0pt">□ , □□□ 1/2

33 - 34

Step forward left. Kick right forward pointing toes down.

□□□□ , □□□□

35 - 36

Cross step right over left. Step back on left.

□□□□□□□□ , □□□□

37 & 38

Point right toes right. Step right beside left. Touch left heel forward.

□□□□□ , □□□□ , □□□□□

& 39

Step left beside right. Touch right toe back.

□□□□ , □□□□

40

Reverse pivot 1/2 turn right. (Take weight on right.)

□□ 180□ (□□□□□)

mso-font-kerning:0pt">□□□

mso-font-kerning:0pt">

Step Scuff,

Step, Stomp, Heel Swivels, Step Together.

□□□□ , □ , □□ , □□□□ , □□

41 - 42

Step forward left. Scuff right forward.

□□□□ , □□□□

43 - 44

Step right beside left. Stomp left in front of right.

□□□□ , □□□□□□

45

On balls of feet swivel heels left. □□□□□

& 46

Swivel heels to centre. On balls of feet swivel heels left.

□□□□□□ , □□□□□

47 - 48

Step back left. Step right beside left. □□□□ , □□□□

mso-font-kerning:0pt">□□ □□

Repeat

sections 5 & 6. □□□□□□□□

TAG: To be danced at END of 2nd & 4th

repetitions.

□□ :□ 2□□□□ 4□□□□□

Right &

left grapevines with touch.□ &

mso-font-kerning:0pt">□□□

1 - 2

Step right to right side. Cross left behind right.

□□□□ , □□□□□□□□

3 - 4

Step right to right side. Touch left beside right.

□□□□ , □□□□

5 - 6

Step left to left side. Cross right behind left.

□□□□ , □□□□□□□□

7 - 8

Step left to left side. Touch right beside left.

□□□□ , □□□□

Arms:

During grapevines roll arms forward. □□□□□□□□

Paddle Full

Turn Left, Paddle Full Turn Right.

□□□□□□ , □□□□□□

9

Making 1/4 turn left on ball of left, point right to right side.

□□ **90**□ , □□□□□□

10 - 12

Repeat step 9 three more times, stepping right beside left on count 12. □□ 3□ ,

□□□□□□□□

13

Making 1/4 turn right on ball of right, point left to left side.

□□ 90□ , □□□□

14 - 16

Repeat step 13 three more times, stepping left forward on count 16. □□ 3□ ,

□□□□□□□□

Arms:

During paddle turns roll arms forward. □□□□□