



Amame

Count: 64 **Wall:** 4 **Level:** Intermediate

Choreographer: Robbie McGowan Hickie (UK) Sept 08

Music: Amame by Belle Perez (CD: Gipsy [126bpm])









 **32 Count**

intro 32



Behind. Side. Cross.

Sweep. Cross. Side. Behind. Sweep.

 ,  ,  ,  ,  ,  ,  , 

1 - 3

Cross Right behind Left. Step Left to Left side. Cross

step Right over Left.  ,  , 

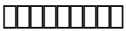


4 

Sweep Left out and around from back to front. 

5 - 7

Cross step Left over Right. Step Right to Right side.

Cross Left behind Right.  ,  , 

8 

Sweep Right out and around from front to back. 



Rock Behind. Chasse Right.

Rock Behind. 2 x 1/4 Turns Right.

□□□ , □□□ , □□□ , □□□ 1/4

1 - 2

□□□□

Rock back Right behind Left. Rock forward on

Left.

□□□□□□□□ , □□□□

3&4

□□□

Step Right to Right side. Close Left beside Right. Step

Right to Right side. □□□□ , □□□□ , □□□□

5 - 6

□□□□

Rock back Left behind Right. Rock forward on Right.

□□□□□□□□ , □□□□

7 - 8

□ 90 90

Make 1/4 turn Right stepping back on Left. Make 1/4

turn Right stepping Right to Right side.

□□ 90□□□□□□ , □□ 90□□□□□□ (□□ 6□□)

□□□

Step. Lock. Left Lock Step

Forward. Rocking Chair Steps.

□ , □ , □□□□ , □□□

1 - 2

□ □

Step forward on Left. Lock step Right behind Left. (Facing 6 o'clock) □□□□ ,

□□□□□□□□ (□□ 6□□)

3&4

□□□

Step forward on Left. Lock step Right behind Left. Step

forward on Left. □□□□ , □□□□□□□□ , □□□□

5 - 8

Rocking chair

Rock forward on Right. Rock back on Left. Rock back on

Right. Rock forward on Left. □□□□□ , □□□□□ , □□□□□ , □□□□□

Note:

□□

Push hips Forward and Back on Counts 5 - 8 above.

□ 5-8□□□□□□□□

□□□

Step. Pivot 1/2 Turn Left.

Full Turn Left. Forward Rock. Right Coaster Cross. □ , □□ 1/2, □□□□ , □□□□ , □□□□

1 - 2

□ □

Step forward on Right. Pivot 1/2 Turn Left.

□□□□ , □□□ 180° (□□ 12□□)

3 - 4

□ □

Make 1/2 turn Left stepping back on Right. Make 1/2

turn Left stepping forward on Left. □□ 180°□□□□□□ , □□ 180°□□□□□□

5 - 6

□□□□

Rock forward on Right. Rock back on Left.

□□□□□□ , □□□□

7&8

□□□□

Step back on Right. Step Left beside Right. Cross step

Right over Left. (Facing 12 o'clock)

□□□□ , □□□□ , □□□□□□□□ (□□ 12□□)

Option:

□□□

Counts 3 - 4 above ... Walk forward on Right. Walk

forward on Left.

□ 3-4□□□□□□□□ , □□□□

□□□

Side Step Left. Drag. Cross Rock. Side Step.

Together. Chasse 1/4 Turn Right. □□□□ , □ , □□□□ , □□ , □ , □□□□ **1/4**

1 - 2

□ □

Long step Left to Left side. Drag/Slide Right towards

Left. (Weight on Left) □□□□□□ , □□□□□□ (□□□□□□)

3 - 4

□□□□□□

Cross rock Right over Left. Rock back on Left.

□□□□□□□□□□ , □□□□

5 - 6

□ □

Step Right to Right side. Close Left beside Right. (Use

Cuban Hip)

□□□□ , □□□□

7&8

□□□

Step Right to Right side. Close Left beside Right. Make

1/4 turn Right stepping forward on Right. □□□□ , □□□□ , □□ **90**□□□□

(□□ 3□□)

□□□

Cross. Step Back. Sway Left. Touch. Sway

Right. Touch. Chasse Left.

□□

mso-font-ker...>, □□ , □□□ , □ , □□□ , □ , □□□

1 - 2

□□ □□

Cross step Left over Right. Step back on Right.

□□□□□□□□ , □□□□

3 - 4

□ □□

Step Left to Left side Swaying hips Left. Touch Right

beside Left.

□□□□□□□□ , □□□□

5 - 6

□ □□

Step Right to Right side Swaying hips Right. Touch Left

beside Right. □□□□□□□□ , □□□□

7&8

□□□

Step Left to Left side. Close Right beside Left. Step

Left to Left side. (Facing 3 o'clock)

□□□□ , □□□□ , □□□□ (□□ 3□□)

□□□

Cross. Unwind Full Turn Left. Left Side

Rock. Cross. Side Step. Left Cross Shuffle.

mso-font-ker...>□□

mso-font-ker...>, □□□ , □□□□ , □□ , □□ , □□□□

1 - 2

□□ □□

Cross step Right over Left. Unwind Full turn Left.

(Weight on Right) □□□□□□□□ , □□□ (□□□□□)

3 - 4

□□□□

Rock Left out to Left side. Recover weight on

Right.

□□□□□ , □□□□

5 - 6

□□ □□

Cross step Left over Right. Small step Right to Right

side.

□□□□□□□□ , □□□□

7&8

□□□□

Cross step Left over Right. Small step Right to Right

side. Cross step Left over Right.

□□□□□□□□ , □□□□ , □□□□□□□□

□□□

Side Step Right. Drag. Back Rock. Step.

Pivot 1/2 Turn Right. 1/2 Turn Right. Sweep.

mso-font-kerning:0pt">□□

mso-font-kerning:0pt">, □ , □□□ , □ , □□ 1/2,

mso-font-kerning:0pt">□□

mso-font-kerning:0pt">1/2, □

1 - 2

□ □

Long step Right to Right side. Drag/Slide Left towards

Right. (Weight on Right) □□□□□□ , □□□□□□ (□□□□□□)

3 - 4

□□□□

Rock back on Left. Rock forward on Right.

□□□□□□ , □□□□

5 - 6

□ □

Step forward on Left. Pivot 1/2 turn Right.

□□□□ , □□□ 180° (□□ 90°)

7 - 8

□ □

Make 1/2 turn Right stepping back on Left. Sweep Right

out and around from front to back.

□□ 180□□□□□ , □□□□□□ (□□ 3□□)

Option:

□□□

Counts 5 - 7 above ... Rock forward on Left. Rock back on

Right. Step back on Left. □ 5-7□□□□□□□□ , □□□□□ , □□□□