

# Mama Don't Dance

LINEDANCE.COM

**Count:** 48      **Wall:** 4      **Level:** Beginner/Intermediate





**Choreographer:** Doug & Jackie Miranda (Oct 07)

**Music:** Your Mama Don't Dance by Loggins and Messina



**Side Toe Struts to Right Side; Side**

**Rock, Recover, Cross, Hold**

 ,  ,  ,  , 

**1-4**





**Touch R toe to R side, step down on R heel, cross step L toe over R,**

**step L heel down**

 ,  ,  , 

**5-8**

**Rock R to R side, recover on L, cross R over L, hold**

 ,  ,  , 



**Side Toe Struts to Left Side; Side**

**Rock, Recover, Cross, Hold**

 ,  ,  ,  , 

**1-4**

**Touch L toe to L side, step down on L heel, cross step R toe over L,**

**step R heel down**

 ,  ,  , 

5-8

Rock L to L side, recover on R, cross L over R, hold

□□□□ , □□□□ , □□□□□□□□ , □

□□□

Side Mambo to Right, Side Mambo to

Left □□□ , □□□

1-4

Rock R to R side, recover on L, step R next to L, hold

□□□□ , □□□□ , □□□□ , □

5-8

Rock L to L side, recover on R, step L next to R, hold

□□□□ , □□□□ , □□□□ , □

Step variations for Set 3

□□□□□

mso-font-kerning:0pt">½ Turn Monterey

>Monterey

>MontereyMonterey

>Monterey

>

2X;1/2□□□□□

Step Forward, ½ Turn, Hold; Step Forward, ½

Turn, Hold ??

**1-2**

**Touch R toe to R side, pivot on ball of L and turn 1/2 turn R as you swing**

**R around and step R next to L with weight on R**

□□□□ , □□ 180□□□□

**3-4**

**Touch L toe to L side, step L next to R (weight on L)**

□□□□ , □□□□ (□□□□ )

**5-8**

**Repeat steps 1-4 above □□ 1-4**

□□□

**Mambo Forward,**

**Mambo Back □□□ , □□□**

**1-4**

**Rock forward on R, recover back on L, step R next to L, hold**

□□□□ , □□□□ , □□□□ , □

**5-8**

**Rock back on L, recover forward on R, step L next to R, hold**

□□□□ , □□□□ , □□□□ , □

**Step variations for Set 4**

□□□□□

**mso-font-kerning:0pt">Step Forward, 1/2 Turn Left, Step Forward, Hold; Step**

**Forward, 1/2 Turn Right, Step Forward, Hold**

**mso-font-kerining:0pt">□□**

**mso-font-kerining:0pt">, □□ 1/2,**

**mso-font-kerining:0pt">□□**

**mso-font-kerining:0pt">, □ , □□ , □□ 1/2,**

**mso-font-kerining:0pt">□□**

**mso-font-kerining:0pt">, □**

**1-4**

**Step forward on R, turn 1/2 turn L transferring weight to L, step forward**

**on R, hold (weight on R)**

**□□□□ , □□ 180□□□□□□ , □□□□ , □ (□□□□□□ )**

**5-8**

**Step forward on L, turn 1/2 turn R transferring weight to R, step forward**

**on L, hold (weight on L)**

**□□□□ , □□ 180□□□□□□ , □□□□ , □ (□□□□□□ )**

**mso-font-kerining:0pt">□□□**

**mso-font-kerining:0pt">**

**mso-font-kerining:0pt">Diagonal Steps Forward with Holds; Steps Back with**

**Holds**

**mso-font-kerining:0pt">□□□□ &**

**mso-font-kerining:0pt">□ , □□**

**mso-font-kerining:0pt"> & □**

**1-4**

**Step forward on R at R diagonal, hold; step forward on L at L diagonal,**

**hold** □□□□□□ , □ , □□□□□□ , □

**for styling**

□□

**raise arms and swing them R and L snapping**

**fingers on hold counts 2 & 4** □□□□□□ , □□□ , □□□ , □□□

**5-8**

**Step back on R, hold; step back on L next to R, hold**

□□□□ , □ , □□□□ , □

**for styling**

□□

**lower arms swinging them R and L, snapping**

**fingers on hold counts 6 & 8** □□□□□□ , □□□ , □□□ , □□□

**mso-font-kerning:0pt">□□□**

**mso-font-kerning:0pt">**

**mso-font-kerning:0pt">Step Forward, Hold, 1/4 Turn Left, Hold, Jazz Box**

**mso-font-kerning:0pt">□□**

**mso-font-kerning:0pt">, □ , □□ 1/4,**

**mso-font-kerning:0pt">□ , □□□□**

**1-4**

**Step forward on R, hold; turn 1/4 turn L, hold (weight on L)**

□□□□ , □ , □□ 90° , □ (□□□□ )

5-8

**Jazz box stepping R over L, step back on L, step R to R side, step L**

**next to R**

□□□□ : □□□□□□□□ , □□□□ , □□□□ , □□□□

---

Source: LineDance.com — [https://www.linedance.com/index.php?f=dance\\_view&id=10566](https://www.linedance.com/index.php?f=dance_view&id=10566)