






A Moment Of Romance

LINEDANCE.COM

Count: 64 **Wall:** 2 **Level:** High Beginner





Choreographer: Mayee Lee , Malaysia and Amy Yang , Taiwan (August 2016)

Music:  by  (jojo) or  () by 

Intro : Start after 32 counts

Sec . 1: FORWARD, RECOVER, SIDE, RECOVER, COASTER, 1/4 TURN R WITH SWEEP



- 1 - 4 Step RF forward(1), Recover onto LF(2), Step RF to R(3), Recover onto LF(4)
- 5 - 8 Step RF back(5), Step LF together(6), Step RF forward(7), ¼ turn R sweep LF from back to front(8) 3.00





1 - 4   ,  

5 - 8   ,   1/4  (03:00)

Sec . 2: CROSS L, R SIDE, L BEHIND, HINGE R, R BEHIND, L SIDE, R FORWARD, HOLD

- 1 - 4 Cross LF over RF(1), Step RF to R(2), Cross LF behind RF(3), hinge RF from front to back(4)
- 5 - 8 Cross RF behind LF(5), Step LF to L(6), Step RF forward(7), Hold(8) 3.00

1 - 4   ,  

5 - 8   ,   (03:00)

Sec . 3: FORWARD SHUFFLE, HOLD, FORWARD, RECOVER, 1/4 TURN R, HOLD


- 1 - 4 Step LF forward(1), Lock RF behind LF(2), Step LF forward(3), Hold(4)
- 5 - 8 Step RF forward(5), Recover onto LF(6), ¼ turn R step on RF(7), Hold(8) 6.00

1 - 4   ,  

5 - 8   ,  1/4   (06:00)

Sec . 4: L SIDE MAMBO, HOLD, R SIDE MAMBO, HOLD

- 1 - 4 Step LF to L(1), Recover onto RF(2), Step LF beside RF(3), Hold(4)
- 5 - 8 Step LF to L(5), Recover onto RF(6), Step LF beside RF(7), Hold (8) 6.00

1 - 4   ,  

5 - 8 □□□□ ,□□□□ ,□□□□□□ ,□□ (06:00)

Sec 5: FORWARD LRL, HOLD, R BACK, L BACK, ¼ TURN R, SWEEP L

1 - 4 Step forward LF RF LF(1-3), hold(4)

5 - 8 Recover on RF(5), step LF back(6), ¼ turn R step RF to R(7)(9.00), sweep LF from side to front(8) 9.00

1 - 4 □□□□□□□□□□ ,□□

5 - 8 □□□□□□□□ ,□□ 1/4□□□□ ,□□□□ (09:00)

Sec 6: CROSS L, R SIDE, L BACK, HOLD, RECOVER R, L SIDE, R BACK

1 - 4 Cross LF over RF(1), step RF to R(2), rock LF behind RF(3), hold(4)

5 - 8 Recover on RF(5), step LF to L(6), rock RF behind LF(7), hold(8) 9.00

1 - 4 □□□□□□□□ ,□□□□□□ ,□□□□□□□□ ,□□

5 - 8 □□□□□□□□ ,□□□□□□□□ ,□□□□□□□□ ,□□ (09:00)

Sec 7: RECOVER L, ¼ TURN L, ½ TURN L, SWEEP R, R JAZZ BOX WITH HOLD

1 - 4 Recover on LF(1), ¼ turn L step RF back(2)(6.00), ½ turn L step LF forward(3)(12.00), sweep RF from back to front(4) 12.00

5 - 8 Cross RF over LF(5), step LF back(6), step RF to R(7), hold(8) 12.00

1 - 4 □□□□□□□□ ,□□ 1/4□□□□□□ ,□□ 1/2□□□□□□ ,□□□□□□ (12:00)

5 - 8 □□□□□□□□□□ ,□□□□□□□□ ,□□□□□□□□ ,□□

Sec 8: L ROCKING CHAIR TO DIAGONAL R, WALK LRL 5/8 TURN TO L, HOLD

1 - 4 Rock LF to diagonally R(1)(1.30), recover on R(2), rock LF back(3), recover on RF(4) 1.30

5 - 6 1/8 turn L slightly step LF forward(5)(12.00), ¼ turn L step RF forward(6)(9.00), ¼ turn L step LF forward(7)(6.00), hold(8) 6.00

1 - 4 □□□□□□□□ ,□□□□□□□□ ,□□□□□□□□ ,□□□□□□□□

5 - 8 □□□□ 1/8□□□□□□□□ ,□□□□ 1/8□□□□□□□□ ,□□□□ 1/8□□□□□□□□ ,□□□□ (06:00)

Restart : During wall 3 (12.00) & wall 6(6.00), dance 32 counts & restart facing 6.00 & 12.00

□□ : □□□□□□□□

32□ (□□ 12:00□ 06:00)

Have Fun & Happy Dancing!

Contact ~ Amy Yang: yang43999@gmail.com, mayeeleeyy@gmail.com