

# I Just Called

LINEDANCE.COM

Count: 64

Wall: 2

Level: Intermediate






Choreographer: Lana Harvey Wilson

Music: I Just Called To Say I Love You by Stevie Wonder



**SIDE ROCK, HOLD,**

**RECOVER, FRONT CROSS x2**



( ,  ,  ,  ) 2 

1-2

Rock R to right, hold  , 

3-4

Recover weight to L, cross step R over L



 , 

5-6

Rock L to left, hold  , 

7-8




Recover weight to R, cross step L over R

 , 



**SIDE ROCK, HOLD,**

**BACK ROCK, RECOVER x2**

( ,  ,  ,  ) 2 

1-2

Step R to right, hold  ,

3-4

Cross rock L behind R, recover weight to R

,

5-6

Step L to left, hold  ,

7-8

Cross rock R behind L, recover weight to L

,

## SIDE, HOLD, CROSS

BEHIND, 1/4 TURN, 1/2 PIVOT, WALK FWD

mso-font-kerning:0pt">

mso-font-kerning:0pt">,  ,  ,  1/4,

mso-font-kerning:0pt">

mso-font-kerning:0pt">1/2,

1-2

Step R to right, hold  ,

3-4

Step L behind R, step R 1/4 right

,  1/4

5-6

Step L forward, pivot 1/2 turn right on balls of both

feet weight ending on R □□□□ , □□□□ 1/2□□□□

7-8

Walk forward L, R □□ (□ , □ )

Optional Ending: On the 8th

pattern (starting on back wall)

□□□□□ (□ )□□□□□□

1-20 Dance

as above □ 20□□□

21 Step

L ¼ right □□□□ 90□

22&23 Cha in place RLR □□ -□ , □ , □

□□□

**SIDE, HOLD, CROSS**

**BEHIND, 1/4 TURN, 1/2 PIVOT, 1/2 PIVOT**

mso-font-kerning:0pt">

□

mso-font-kerning:0pt">, □ , □□□□ , □ 1/4,

mso-font-kerning:0pt">□□

mso-font-kerning:0pt">1/2, □□ 1/2

1-2

Step L to left, hold □□□□ , □

3-4

Step R behind L, step L 1/4 left

□□□□□□ , □□ 1/4□□□

5-6

Step R forward, pivot 1/2 turn left on balls of both

feet weight ending on L □□□□ , □□□□ 1/2□□□□

7-8

Step R forward, pivot 1/2 turn left on balls of both

feet weight ending on L □□□□ , □□□□ 1/2□□□□

□□□

FWD, HOLD, BACK, 1/2

**TURN, ROCKING CHAIR**

□

mso-font-kerning:0pt">, □ , □ , □ 1/2,

mso-font-kerning:0pt">□□

mso-font-kerning:0pt">

1-2

Step R forward, hold □□□□ , □

3-4

Step back on L, turning 1/2 right on ball of L and step R

forward

□□□□ , □□□□ 1/2□□□□

5-6

Rock forward L, recover back on R

□□□□ , □□□□

7-8

Rock back on L, recover forward on R

□□□□ , □□□□

□□

FWD, HOLD, BACK, ½

**TURN, ROCKING CHAIR**

□

mso-font-kerning:0pt">, □ , □ , □ 1/2,

mso-font-kerning:0pt">□□

mso-font-kerning:0pt">

1-2

Step L forward, hold □□□□ , □

3-4

Step back on R, turning ½ left on balls of both feet

and step L forward □□□□ , □□□□ 1/2□□□□

5-6

Rock forward on R, recover back on L

□□□□ , □□□□

7-8

**Rock back on R, recover forward on L**

□□□□ , □□□□

□□□

**SIDE, BRUSH,  
CROSS, BACK, BACK, BRUSH, CROSS, BACK**

**mso-font-kerning:0pt">**

□

**mso-font-kerning:0pt">, □ , □□ , □ , □ , □ , □□ , □**

**1-2**

**Step R to right, cross brush L over R**

□□□□ , □□□□□□□□

**3-4**

**Cross step L over R, step back on R**

□□□□□□□□ , □□□□

**5-6**

**Step back on L, cross brush R over L**

□□□□ , □□□□□□□□

**7-8**

**Cross step R over L, step back on L**

□□□□□□□□ , □□□□

□□□

**BACK ROCK,**

## RECOVER, FWD, HOLD, FWD, HOLD, FULL TURN FWD

mso-font-kerning:0pt">

□□□ , □□ , □ , □ , □ , □ , □□□

1-2

Rock back onto R, recover on L □□□□ , □□□

3-6

Step forward R, hold, step forward L, hold

□□□□ , □ , □□□□ , □

(Option on 3-6)

Turn 1/2 left stepping R back, hold, turn 1/2 left

stepping L forward, hold)

□□ 1/2□□□□ , □ , □□ 1/2□□□□ , □

7-8

Turning 1/2 left step R back, turning 1/2 left step L

forward

□□ 1/2□□□□ , □□ 1/2□□□□

(Option on 7-8: Walk forward R, L) □□□ :□□ (□ , □ )