

Hit The Lights

LINEDANCE.COM

Count: 48

Wall: 2

Level: Beginner/Intermediate

Choreographer: Francien Sittrop (Feb 09)

Music: Lights, Camera , Action by Pussycat Dolls (CD: or The Block [New Kids on the Block] 130bpm)






 **Start On the**

verse (37 Sec)



L Cross, Side, Sailor

Step, Cross , Side, Sailor Step

 ,  ,  ,  ,  , 

1-2

L step across R, Step R to R side

 , 

3&4

Step L behind R, Step R next to L, Step L to L side

 ,  , 

5-6

Step R across L, Step L to L side

 , 

7&8

Step R behind L, Step L next to R, Step R to R side

 ,  , 



Step Fwd, Pivot 1/2 Turn R, Full Turn R, Rock , Recover,

Lockstep Back □□ , □□ 1/2, □□□□ , □□□□ , □□□

1-2

Step L fwd, 1/2 Turn R (6.00) □□□□ , □□ 180° (□□ 6□□)

3-4

Full Turn R With L,R,

□□□□ -□ , □

5-6

Rock L Fwd, Recover on R □□□□□□ , □□□□

7&8

Lock step back with L, R , L □□□□ -□ , □ , □

□□□

Touch Back, 1/2 Turn R, L

Rock and Cross, R Side Rock(hip sways) , Recover, Behind , Side, Fwd

□□ , □□ 1/2, □□□□□□ , □□□□□□ (□□) , □□ , □ , □ , □

1-2

Touch R back, 1/2 Turn R (weight on R) (12.00)

□□□□□□ , □□ 180° (□□□□□□) (□□ 12□□)

3&4

Rock L to L side, Recover on R, Step L fwd

□□□□□□ , □□□□□□ , □□□□□□

5-6

Rock R to R side with Hip sways, Recover on L

□□□□□□□□ , □□□□

7&8

Step R behind L, Step L to L side, Step R Fwd

□□□□□□□□ , □□□□ , □□□□

□□□

Rock Fwd, Recover, Shuffle

¾ Turn, Step, Lock, Lock Step

□□□ , □□ , □ ¾□□□ , □ , □ , □□

1-2

Rock L to Fwd, Recover on R □□□□□□ , □□□□

3&4

Shuffle ¾ Turn L with L,R,L (3.00)

□ 270□□□□□ -□ , □ , □ (□□ 3□□)

5-6

Step R fwd, Step L behind R □□□□□□ , □□□□□□□□

7&8

R Lockstep fwd with R, L , R □□□□ -□ , □ , □

□□□

Out, Out (Option: Squads) , Coaster Step,

Step Fwd, Step Behind, Heel Swivels □□

mso-font-kerning:0pt">, □□□□ , □□ , □□ , □□□□

1-2

Step L out with knee roll (roll L shoulder from front

to back), Step R out with Knee roll (roll R shoulder from front to back)

Option: go down your knees on 1- 2 and raise when you do the Coaster step

(3&4)

□□□□□□□□ , □□□□□□□□

3&4

Step L back Step R next to L, Step L fwd

□□□□ , □□□□ , □□□□

5-6

Step R fwd, Step L toe behind R heel □□□□ , □□□□□□□□

&7&8

Heel Swivels Out, In , Out , In □□□□ -□ , □ , □ , □

□□□

Step Fwd, 1/4 Turn R, Behind, Side, Cross, 1/4

Turn R , 1/2 Turn R , 1/4 Turn R with Heel Bounces

□□

mso-font-kerining:0pt">, □ 1/4,

mso-font-kerining:0pt">□ , □

mso-font-kerining:0pt">, □□ , □ 1/4,

mso-font-kerining:0pt">□ 1/2,

□

mso-font-kerning:0pt">1/4□□□□

1-2

Step L fwd, 1/4 Turn R (6.00) □□□□ , □□ 90° (□□ 6□□)

3&4

Step L behind R, Step R to R side, Step L across R

□□□□□□ , □□□□ , □□□□□□□□

5-6

1/4 Turn R and step R fwd, 1/2 Turn R and step L back

□□ 90°□□□□□□ , □□ 180°□□□□□□

7&8

1/4 Turn R and touch R to R side and Bounce Heels (weight

ends on R)

□□ 90°□□□□□□ , □□ , □□ (□□□□□□□□)

Option:

Hand movement: you can do this every wall but you can

also do it only on the second wall on count 7 & 8 when he sings

day="3" islunardate="False" isrocdate="False" month="2" year="2001">1-2-3

>-4

: R arm up and fwd and Point your R index finger down , up, down

□□□□ :

□□□□ **7&8**□□□□□□ , □□□□□□ , □□□□ , □□□□

□□□□□□□□□□ , □□□□

day="3" islunardate="False" isrocddate="False" month="2" year="2001">1-2-3

>-4

Source: LineDance.com — https://www.linedance.com/index.php?f=dance_view&id=10303