

Jesse James

LINEDANCE.COM

Count: 32 **Wall:** 2 **Level:** Intermediate/Advanced

Choreographer: Rachael McEnaney , UK (Apr 09)

Music: Just Like Jesse James by Cher

 **Count In: 16**

counts from start of track. Begin on vocals16



Step Forward R, Step

Forward L, ½ Pivot Turn Step, Full Turn, R Shuffle, Sweep, L Cross, Side,

Back Rock













     ,  , 

1,2&3

Step forward on right (1), step forward on left (2),










pivot ½ turn right (&), step forward on left (3) [6.00]

  ,   ,  **180**  ,   ( **6** )

4&

Make ½ turn left stepping back on right (4), make ½

turn left stepping forward on left (&), [6.00]

 **180**    ,  **180**   ( **6** )

5&6

Step forward on right (5), step left next to right

(&), step forward on right (sweep left leg around from back to front at

same time)(6) [6.00] , , (6)

7&8&

Cross left over right (7), step right to right side

(&), step left next to right (rock back) (8), cross right over left

(recover) (&) [6.00]

, , (), () (6)

L Basic With Step Forward,

¼ Turn L Doing Nightclub Basic R, ½ Turn R, R Side, L Cross, R Side Rock

Cross, L Side

, 1/4 , 1/2 , ,

1,2&

Step left to left side (1), step right next to left (slightly

behind) (2), step left foot slightly forward (&) [6.00]

, , (6)

3,4&

Make ¼ turn left stepping right to right side (3), step

left next to right (slightly behind) (4), cross right over left (&) [3.00]

90 , , (3)

5

Make ¼ turn right stepping back on left (continue

turning another ¼ turn right (no weight change)) (5) [9.00]

□□ 90□□□□□□ □□ 90□□□□□□ (□□ 9□□)

6&7&

Step right to right side (6), cross left over right

(&), rock right to right side (7), recover weight onto left (&) [9.00]

□□□□ , □□□□□□□□ , □□□□□ , □□□□

8&

Cross right over left (8), step left to left side

(&) [9.00]

□□□□□□□□ , □□□□

□□□

Cross R Behind Sweeping L,

L Behind, R Side, L Cross Sweeping R, Cross R, ¼ Turn R Step Back L, Step

Back R, L, R, ¼ Turn L Step Touch, Full Turn R (Rolling Vine)

□□□□□□ , □□ , □□ , □□□□□□ , □□□□ , □ 1/4□□□□□□ , □□ -□ , □ , □ , □ 1/4□□□□ , □□□□□□

1,2&

Cross right behind left sweeping left leg around from

front to back (1), cross left behind right (2), step right to right side

(&) [9.00]

□□□□□□□□□□□□□□□□ , □□□□□□□□□□ , □□□□ (□□ 9□□)

3,4&

Cross left over right sweeping right leg around from

back to front (3), cross right over left (4), make ¼ turn right stepping back

□□

L Cross Rock, R Cross

Rock, L Cross, R Side Rock, Cross R, Side L, Behind R, ¼ Turn L Stepping

Forward L

□□□□ , □□□□ , □□□ , □□□□ , □□□ , □□ , □□ , □ 1/4□□

1,2&

Cross rock left over right (1), recover weight onto

right (2), step left to left side (&) [9.00]

□□□□□□□□ , □□□□ , □□□□ (□□ 9□□)

3,4&

Cross rock right over left (3), recover weight onto

left (4), step right to right side (&) [9.00]

□□□□□□□□ , □□□□ , □□□□ (□□ 9□□)

5,6&7

Cross left over right (5), rock right to right side

(6), recover weight onto left (&), cross right over left (7) [9.00]

□□□□□□□□ , □□□□□□ , □□□□ , □□□□□□□□ (□□ 9□□)

&8&

Step left to left side (&), cross right behind left

(8), make ¼ turn left stepping forward on left (&) [6.00]

□□□□ , □□□□□□□□ , □□ 90□□□□ (□□ 6□□)

7th wall Dance the whole dance - you will end facing 12.00

□□□□□□□□ **12**□□ **2**□ , □□□□

1-2

Step forward on right (1), step forward on left (2) 12.00

□□□□ , □□□□ (□□ **12**□□)

Source: LineDance.com — https://www.linedance.com/index.php?f=dance_view&id=10108