

# Maybe I Could

LINEDANCE.COM

**Count:** 64      **Wall:** 4      **Level:** beginner/intermediate

**Choreographer:** Robbie McGowan Hickie (UK) Jan 04

**Music:** I Might by Shakin' Stevens [ CD: The Hits Vol II ]


 **Start after a 48-count intro, on the 2nd time he**


**sings "I might"**



**Toe Struts Diagonally Forward Right,**

**Right Side Rock, Step, Hold**



**1-2**

**Step Right Toe Diagonally Forward Right, Drop Right Heel To Floor**

      **45**

**3-4**

**Step Left Toe Forward Across Right, Drop Left Heel To Floor**






**Counts 1-4 Above Travel Forward Into Right Diagonal**

**5-8**

**Rock Right To Right Side, Recover Weight On Left, Step Right Slightly**

**Forward And Across Left, Hold**

      ( )



**Toe Struts Diagonally Forward Left,**

**Left Side Rock, Step, Hold**

□□□□□□

□□□□ □ □

**1-2**

**Step Left Toe Diagonally Forward Left, Drop Left Heel To Floor**

□□□□ 45□□□□□□

**3-4**

**Step Right Toe Forward Across Left, Drop Right Heel To Floor**

□□□□□□□□□□

**Counts 1-4 Above Travel Forward Into Left Diagonal**

**5-8**

**Rock Left To Left Side, Recover Weight On Right, Step Left Slightly**

**Forward And Across Right, Hold**

□□□□□□□□ (□□) □□□□□□□□□□

□□□

**Side, Together, Back, Hold, Left Lock**

**Step Back, Hold**

□ □ □□ □

□□□□ □

**1-4**

**Step Right To Right Side, Step Left Beside Right, Step Back On Right,**



□□□□□□□□□□

5-8

Step Forward On Right, Pivot ¼ Turn Left, Cross Step Right Over Left,

Hold, (Facing 9:00) □□□□ 90□□□□□□□□

mso-font-kerning:0pt">□□

mso-font-kerning:0pt">

mso-font-kerning:0pt">Vine Quarter Turn Left, Hold, Step, Pivot Half Turn

Left, Quarter Turn Left, Hold □□□□ 90□

□ □ □□ □

mso-font-kerning:0pt">

1-4

Step Left To Left Side, Cross Right Behind Left, Step Left ¼ Turn Left,

Hold □□□□□□□□□□□□□□ 90□□

5-6

Step Forward On Right, Pivot ½ Turn Left□□□□□□□□ 180□

7-8

Turn ¼ Turn Left Stepping Right To Right Side, Hold, (Facing 9:00)□□ 90□□□□ (□□ 9□ )

□□

mso-font-kerning:0pt">□□

mso-font-kerning:0pt">

mso-font-kerning:0pt">Back Rock, Point, Hold, Slow Left Sailor Step, Hold

mso-font-kerning:0pt">□□ □□ □

□□□□□ □

1-4

**Rock Back Left Behind Right, Rock Forward On Right, Point Left Toe Out**

**To Left Side, Hold**

□□□□□□□□□□□□□□□□□□□□□□

5-8

**Cross Left Behind Right, Step Right To Right Side, Step Left In Place,**

**Hold** □□□□□□□□□□□□□□□□□□□□□□

mso-font-kerining:0pt">□□□

mso-font-kerining:0pt">

mso-font-kerining:0pt">Step, Pivot Half Turn Left, Step, Hold, Side, Together,

**Forward, Hold**

mso-font-kerining:0pt">□□ □□□ □□

□ □□ □ □□ □

1-4

**Step Forward On Right, Pivot 1/2 Turn Left, Step Forward On Right,**

**Hold** □□□□□□□□ **180**□□□□□□□□

5-8

**Step Left To Left Side, Close Right Beside Left, Step Forward On Left,**

**Hold, (Facing 3:00)**

□□□□□□□□□□□□□□□□□□□□□□ (□□ 3□ )