

# Hook on country

LINEDANCE.COM

**Count:** 32

**Wall:** 4

**Level:** Beginner/Intermediate

**Choreographer:** Doug Miranda

**Music:** Hooked On Country by Atlanta Pops [ 132 bpm / CD: Country Kickers ]






**Backward Right Shuffle, Backward Left**

**Shuffle  Step Forward Right Left,**

**Right, Kick Clap**



  **3** 


**1&2**

**Step Right Ball Of Foot Back  Step Left Ball Of Foot Back Beside Right Foot  Step Right Foot Back**



**3&4**

**Step Left Ball Of Foot Back  Step Right Ball Of Foot Beside Left Foot  Step Left Foot Beside Right Foot**



**5-8**

**Step Right Foot Forward  Step Left Foot Forward  Step Right Foot Forward  Kick Left Foot Forward Approximately 12" To**

**16" From Floor And Simultaneously Clap Hands At Chest Level**

 **3** 



**Back Left, Right, Left And Step**

**Across Vine Right Kick And Clap**

□□ 3□□□ □□□□

□□□□ □□ □ □□

**1-3**

**Step Left Foot Back Step Right Foot Back, Step Left Foot Back**

□□□ 3□□□□

**&4**

**Step Right Ball Of Foot To Right Side Step Left Foot Across Front Of Right Foot**

□□□□□□□□

**5-8**

**Step Right Foot To Right Side Step Left Foot Cross Behind Right Foot Step Right Foot To Right Side Kick Left Foot Forward And Simultaneously Clap**

**Hands At Chest Level**

□□□□□□□□□□□□□□

□□□

**Vine Left, Kick And Clap Step Kick Across And Clap**


□□□□ □□

□ □□ □ □


**1-4**

**Step Left Foot To Left Side Step Right Foot Cross Behind Left Foot Step Left Foot To Left Side Kick Right**

**Foot Forward And Simultaneously Clap Hands At Chest Level**




**5-6**

**Step Right To Right Side**  **Kick Left Foot Diagonal 45 Degrees Right Foot**  
**And Simultaneously Clap Hands At Chest Level (Kick Into Approximately 1:00**  
**O'clock, Hips And Shoulders Facing 12:00 O'clock)**



**7-8**

**Step Left Foot To Left Side**  **Kick Right Foot Diagonal 45 Degrees Left Across**  
**Front Of Left Foot And Simultaneously Clap Hands At Chest Level (Kick Into**  
**Approximately 11:00 O'clock, Hips And Shoulders Facing 12:00 O'clock)**





**Heel, Heel, Toe, Toe**  **Forward, Turn, Stomp,**

**Brush Kick**



**1-4**

**Touch Right Heel Forward (1/2 Beat)**  **Leaving**  
**Right Leg Extended Forward Raise Right Heel Up Slightly (1/2 Beat)**  **Touch Right**  
**Heel Forward (1/2 Beat)** **Touch Right Toe Back (1/2 Beat)**  **Leaving**  
**Right Leg Extended Back, Raise Right Toe Up Slightly (1/2 Beat)**  **Touch Right**  
**Toe Back (1/2 Beat)**

□□□□

2□□□□□□

2□

**5-8**

**Step Right Ball Of Foot Forward (Left Leg**

**Extended Back With Left Toe/Ball Of Foot Still Touching Floor)**

**Pivot  $\frac{1}{4}$  Turn Left On Balls Of Both Feet (Start**

**Pivot With Weight On Ball Of Right Foot And End With Weight On Ball Of Left**

**Foot - Now Facing 9:00 O'clock)**

**Stomp (Up) Right Foot Beside Left Foot (Weight**

**Is On Left Foot)**

**Brush Kick Right Foot Forward (Brush/Move Right**

**Foot Forward, Keeping It In Contact With The Floor And As You Continue To**

**Move Foot Forward It Will Leave The Floor. Continue Moving Right Foot Forward**

**Until It Is 8" To 14" Above The Floor)**

□□□□□□□□□□□□□□□□□□□□□□