

Huangsang's girl (Chinese)



LINEDANCE.COM





Count: 116

Wall: 2

Level: Phrased Intermediate and Advanced -Dong and Miao e

Choreographer: Ping Tang and Yilin Li, China(June 2015) 



Music: Huang Sang Gu Niang by Lei Chun

 **A** 32  - **B** 32  - **C** 20  - **D:**32  (**B**)

T1 8  - **T2** 8  - **T3** 20 

 **AT1BC+AT1BC**( 16 )+**T2T1T1T1T3+AT1 BD** + 16 

Dance Sequence: **AT1BC+AT1BC**  1-16  +**T2T1 T1 T1T3+AT1BD+Ending**

 **44** 

Intro: 44 counts. Begin on main vocals

A  32 

Part A: (32 counts)


A[1-8] step, beside, step, touch cross, step , beside , step, touch cross

1234




1234step left to left, step right beside left, step left to left, touch right cross left

5678




5678step right to right, step left beside right, step right to right, touch left cross right

A[2-8] step, step, forward, forward, forward, step, turn full, in place, in place

12

12step left to left and flick right out, step right to right and hitch left up


3&4



3& 4step left forward and hitch right up, step right forward and hitch left up, step left forward and flick right out

5678

360



5678step right to right, turn full right and hitch left up, step left in place, step right in place.

A[3-8] 1/4 turn step, cross, 1/2unwind, recover, 1/4 turn, beside, step, beside

1234	90	9	6	9
	180	3	12	
		3		

1234turn 1/4 left step left to side, cross right over left, unwind 1/2 left, recover to right and touch left to left 3:00

5678 90 6



5678turn1/4 right step left to left, step right beside left, step left to left, step right beside left(6:00)

A[4-8] 5/8 turn forward, forward run forward(x3) 1/4 turn side, touch 1/4 turn side, touch

12 225 10 30



12turn 5/8 left step left forward, step right forward

3&4

3&4run forward left, right, left

56 1:30



56turn 1/4 right step right to right side, touch left to left side 1:30

78 10:30

78turn 1/4 right step left to left side, touch right to right side 10:30

B 32

Part B: (32 counts)

B[1-8] rocking chair step, Rolling Vine R

1234

1234rock step right forward, recover on left, rock step right back, recover on left,

5678 90 3 180 9
90 12

56781/4 Turn right step right forward, 1/2 turn right step left back, 1/4 turn right step right to right, touch left beside right 12:00

B[2-8] 1/4 turn rock side, hop flicking, 1/4 turn side flicking, 1/4 turn side flicking, side flicking, 1/2 turn forward flicking

1&2 90 9

90
12

1&21/4 turn left rock step right to right side, hop right flicking left back, 1/4 turn right step left to left side flicking right back(12:00)

3&4 90 3

3 6
180 9













































3&41/4 turn right rock step right to right side flicking left back, step left to left side flicking right back, 1/2 turn right step right forward flicking left back(9:00)

5&6

6 180 3

Part C: (20 counts)

C[1-8] triple forward flicking (x2), 1/4 turn, triple forward flicking(x2)

1&2   9                                          

Part D: (32 counts)

The mirror set of Part B.

□□□□

1. □□□□□□□□ A □□□□□ 8 □□□□□□□□

2. □□□□□□□ 8 □□□□□ 3 □ 8 □□□□□ 20 □□□□□□□□□□

□□□□

1. A □□□□ 8 □ 1 □ 2 □ B □□□□ 8 □ 5 □ 6 □ 7 □ 8 □ C □□□□ 8

□□□□□□□□□□□□□□

2. □□□□□□ D □□□□ B □□□□□□□□□□ B □□□□□□□□□□□□□□□□□□

□□□□□□□□

□□ 1 □ 8 □

Tag1 □ (8 counts)

Side, cross, side, beside, forward, back, hook, back, forward

1234 □□□□□□□□□□□□□□□□□□□□□□□□□□□□

□□□□□□□□□□□□□□□□□□□□□□□□□□□□

1234 step right to side, cross left over right, step right to side, step left beside right

56& □□□□□□□□□□□□□□□□□□□□□□□□□□□□

56& step right forward, step left back, hook right cross left

78 □□□□□□□□□□□□□□□□□□□□□□


78 step right back, step left forward

T2 □ 8 □

Tag2 □ (8 counts)

Weave right □ left coaster step

1234



1234step left foot across in front of right, step right to right side, step left foot back behind right, step right foot to right side

56

56step left foot across in front of right, step right to right side

7&8

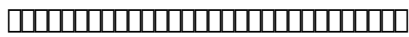
7&8step left foot back, step right foot back next to left, step forward on left foot

T3 20
Tag3 (20 counts)

1-8full turn cross bending knees, side, recover, behind hook, cross

1234

180 3



15

90 12



12341/4 turn left step right forward 1/2 turn left step left forward step right forward hitching left up, 1/4 turn left cross left over right bending knees(12:00)

5678



15

5678step right to side, recover to left, cross right behind left and hook left cross right, cross left over right

2-8 Chassé side hitching, Chassé side hitching, forward 1/2 turn, forward 1/2 turn

1&2



1&2rock step right to side hitching left up, step left beside right hitching right up, step right to side hitching left up,

5678



5678step right to side, cross left behind right, step right forward, bends knees down slowly.



Please refer to the video on hands movements

Contact: 286130719@qq.com-<http://www.qq.com/>

Source: LineDance.com — https://www.linedance.com/index.php?f=dance_view&id=105313