

Alabao



LINEDANCE.COM

Count: 32 **Wall:** 2 **Level:** Beginner/Intermediate

Choreographer: Andrew Simon & Sheila (Feb 08)

Music: Alabao by Enrique Iglesias

  **on vocals**  

mso-font-kerning:0pt;mso-bidi-font-weight:bold"> 





mso-font-kerning:0pt;mso-bidi-font-weight:bold">Touch side R, touch in place,

touch side R, R shuffle (repeat with L)

mso-font-kerning:0pt">   ,   ,   (   )

1&2

Touch R side R, touch R in place, Touch R side R

  ,  

3&4

R shuffle fwd  

5&6

Touch L side L, touch L in place, Touch L side L

  ,  

7&8

L shuffle fwd  

mso-font-kerning:0pt;mso-bidi-font-weight:bold"> 

mso-font-kerning:0pt;mso-bidi-font-weight:bold">Mambo turn $\frac{1}{2}$ L, mambo turn $\frac{1}{4}$

R, mambo turn $\frac{1}{2}$ L, mambo turn $\frac{1}{4}$ R

mso-font-kerning:0pt"> 

mso-font-kerning:0pt">1/2 , **1/4** , **1/2** , **1/4**

1&2

Step R fwd, pivot 1/2 L (6 O'Clock) ,

step R slightly fwd

180 (6) ,

3&4

Step L fwd, pivot 1/4 R (9 O'Clock),

step L slightly fwd

90 (9) ,

5&6

Step R fwd, pivot 1/2 L (3 O'Clock),

step R slightly fwd

180 (3) ,

7&8

Step L fwd, pivot 1/4 R (6 O'Clock),

step L slightly fwd

90 (6) ,

mso-font-kerning:0pt;mso-bidi-font-weight:bold">

mso-font-kerning:0pt;mso-bidi-font-weight:bold">R side-together-back, L

side-together-fwd, rock R over L, recover, rock L over R, recover

mso-font-kerning:0pt">

mso-font-kerning:0pt">- - , - - , , , ,

1&2

Step R side R, step L in place beside R, step R back

□□□□ , □□□□ , □□□□

3&4

Step L side L, step R in place beside L, step L fwd

□□□□ , □□□□ , □□□□

5&6

Rock R across L, recover to L, step R in place

□□□□□□□□ , □□□□ , □□

7&8

Rock L across R, recover to R, step L in place

□□□□□□□□ , □□□□ , □□

mso-font-kerning:0pt;mso-bidi-font-weight:bold">□□

mso-font-kerning:0pt;mso-bidi-font-weight:bold">R kick-ball-touch, L

kick-ball-touch, mambo turn $\frac{1}{2}$ L, mambo turn $\frac{1}{2}$ R

mso-font-kerning:0pt">

mso-font-kerning:0pt">□□□□ , □□□□ , □□ $\frac{1}{2}$ □□ , □□ $\frac{1}{2}$ □□

1&2

Kick R fwd, step R slightly fwd, touch L side L

□□□□ , □□□□□□ , □□□□

3&4

Kick L fwd, step L slightly fwd, touch R side R

□□□□ , □□□□ , □□□□

5&6

Step R fwd, pivot ½ L (12 O’Clock),

step R in place

□□□□ , □□ **180° (12□□)**, □□

7&8

Step L fwd, pivot ½ R (6 O’Clock),

step L in place

□□□□ , □□ **180° (6□□)**, □□