

Cute Cute Cute

LINEDANCE.COM

Count: 32 **Wall:** 4 **Level:** Beginner/Intermediate

Choreographer: Kathy Gurdjian

Music: Brand New Girlfriend by Steve Holy [134 bpm]

 **Start dance when the fast tempo kicks in with**

"I Got A Brand New Girlfriend" 



Cross Rock, 1/2 Turn Right

Forward Shuffle, 1/4 Turn Right, Cross Shuffle  ,  **1/2**  ,  **1/4,** 

1-2

Cross Rock Right Over Left, Rock Back Onto Left

 , 

3&4

Pivot 1/2 Right On Ball Of Left Step Right Forward, Close

Left Beside Right, Step Right Forward  **180**  ,  , 

5-6

Step Left Forward, Pivot 1/4 Right Stepping Right To




Right

 ,  **90** 

7&8

Cross Left Over Right, Step Right To Right, Cross Left

Over Right

 ,  , 

□□

Jump Right, Touch, Snap, 1/4

Turn Left Jump Forward, Touch, Snap, Triple In Place, 1/4 Turn Left Triple In

Place

□□ , □ , □□□ , □□ 1/4□□ , □ , □□□ , □□□ , □□ 1/4□□□

&1-2

Jump Right To Right Side, Touch Left To Right, Snap

□□□□ , □□□□ , □□□

&3-4

Pivot 1/4 Left Jump Left Forward, Touch Right To Left,

Snap

□□ 90□□□□□□ , □□□□ , □□□

5&6

Triple In Place, Right, Left, Right (Angle Body Right)

□□□ □ , □ , □ (□□□□□□)

7&8

Pivot 1/4 Left Triple In Place Left, Right, Left

□□ 90□□□□□ □ , □ , □

□□□

Right Rck Forward, Coaster

Step, Left Rock Forward, Coaster Step

□□□□ , □□□ , □□□□ , □□□

1-2

Rock Right Forward, Recover Onto Left

□□□□□ , □□□□

3&4

Step Right Back, Step Left Beside Right, Step Right

Forward

□□□□ , □□□□ , □□□□

5-6

Rock Forward On Left, Recover On Right

□□□□□ , □□□□

7&8

Step Left Back, Step Right Beside Left, Step Left

Forward

□□□□ , □□□□ , □□□□

□□□

Right & Left Switches,

& Heel & Touch & Right Heel Twice, & Left Heel Twice & □ &□□□□ , □□ &□ □□□□□ &
□□□□□

1&

Touch Right To Right Side, Step Right Beside Left

□□□□ , □□□□

2&

Touch Left To Left Side, Step Left Beside Right

□□□□ , □□□□

3&

Touch Right Heel Forward, Step Right Beside Left

□□□□□ , □□□□

4&

Touch Left Toe Next To Right, Step Left Beside Right

□□□□□ , □□□□

5-6

Touch Right Heel Forward, Touch Right Heel Forward

Again

□□□□□ , □□□□□

&

Step Right Next To Left □□□□

7-8

Touch Left Heel Forward, Touch Left Heel Forward Again

□□□□□ , □□□□□

&

Step Left Next To Right □□□□

TAG: End Of Walls; 1, 5 And

9 (Always Facing 3:00)

□□ 3□□□□□ , □□ , □□□□□□ 8□

1-8

Repeat Counts 25-32 □□□□□□□□

BREAK: At The End Of The 8th

Rotation, Facing 12:00, There Is A Break In The Music At Count 32, Hold For 2

Counts (Left Heel) And Begin With The & Count When The Beat Kicks Back In

□□□□□□ 12□□□ , □□□□□□ , 32□□□□ 2□