





# Da Tain Boy

LINEDANCE.COM

**Count:** 32      **Wall:** 4      **Level:** Beginner

**Choreographer:** Tina Chen Sue-Huei & Juilin Chen (November 2019)

**Music:** Da tian hou sheng zi by Ya dan dan ,    KTV

## Start Dance After 8 Counts On Vocal.

### Tag 1 (8 Counts) After Wall 4 At 12.00

#### (Side - Touch Nx) 4X

1-4      Side Step R, Touch L Beside R, Side Step L, Touch R Beside L

5-8      Side Step R, Touch L Beside R, Side Step L, Touch R Beside L

### Tag 2 (16 Counts) After Wall 9 At 9.00

#### Repeat Tag 1 And Add Fwd Pivot ½ L - Fwd Pivot ½ L

1-2      Fwd Step R, Pivot ½ L Turn Step L (6.00)

3-4      Fwd On RL

5-6      Fwd Step R, Pivot ½ L Turn Step L (12.00)

7-8      Fwd On RL

### Main Dance (32 Counts)

#### SI.Side Tog Side Touch - 2X

1-4      Side Step R, Tog Step L, Side Step R, Touch L Beside R

5-8      Side Step L, Tog Step R, Side Step L, Touch R Beside L

#### SII.Fwd Touch Behind - Back Touch Beside - Back Touch Fwd - Fwd Touch Beside

1-2      Fwd Step R, Touch L Behind R

3-4      Back Step L, Touch R Beside L

5-6      Back Step R, Touch L In Front Of R

7-8      Fwd Step L, Touch R Beside L

#### SIII.Cross Point (2X) - Fwd Pivot ½ L - Fwd RL

1-4      Cross R Over L, Point L To Left Side, Cross L Over R, Point R To Right Side

5-6      Fwd Step R, Pivot ½ L Turn Step On L (6.00)

7-8 Fwd Step On RL

**SIV. Cross Point (2X) - Jazz Box ¼ R Turn**

1-4 Cross R Over L, Point L To Left Side, Cross L Over R, Point R To Right Side

5-8 Cross R Over L, Back Step L, ¼ R Turn Side Step R (9.00), Cross L Over R

**Happy Dancing!**

**Contact:sh3385@gmail.com**

**STEPSHEET TAKEN FROM COPPERKNOB (144.217.101.242)**

---

Source: LineDance.com — [https://www.linedance.com/index.php?f=dance\\_view&id=138050](https://www.linedance.com/index.php?f=dance_view&id=138050)