




# Cai Shen Dao 2019 CYN

LINEDANCE.COM

**Count:** 88      **Wall:** 2      **Level:** Phrased High Beginner

**Choreographer:** Tina Chen Sue-Huei & Juilin Chen (January 2019)

**Music:** Cáishén dào - zhōngshèngzhōng zhōngxiǎoyù MV -  -   MV

**A:56C B:32C Tag:8C**

**Sequence:AA/Tag/B/AA/Tag/B/AA/Tag**

**\*3 Tags**

**Start Dance After 32 Counts On Vocal.**

**Pls Refer To Demo For Hand Movements**

**Tag (8C): facing 12:00**

- 1-4**      Side Step RF, Tog Step LF, Side Step RF, Diag Left Fwd Touch On L Heel (Angle body to L diagonal)
- 5-8**      Side Step LF, Tog Step RF, Side Step LF, Diag Right Fwd Touch On R Heel (Angle body to R diagonal)

## **Part A (56C)**

### **A1. Side Tog Side Brush- Jazz Box Cross**

- 1-4**      Side Step RF, Tog Step LF, Side Step RF, Brush LF Fwd
- 5-8**      Cross LF Over RF, Back Step RF, Side Step LF, Cross RF Over LF

### **A2. Mirror Steps Of A1**

- 1-4**      Side Step LF, Tog Step RF, Side Step LF, Brush RF Fwd
- 5-8**      Cross RF Over LF, Back Step LF, Side Step RF, Cross LF Over RF

### **A3. Rumba Box**

- 1-4**      Side Step RF, Tog Step LF, Fwd Step RF, Touch LF Beside RF
- 5-8**      Side Step LF, Tog Step RF, Back Step LF, Touch RF Beside LF

### **A4. Side Tog - ¼ R Fwd Touch - Side Tog Side Touch**

- 1-4**      Side Step RF, Tog Step LF, ¼ R Turn Fwd Step RF (3.00), Touch LF Beside RF
- 5-8**      Side Step LF, Tog Step RF, Side Step LF, Touch RF Beside LF

### **A5. Fwd, Fwd Touch - Back, Back Touch ...2X**

1-4 Fwd Step RF, Fwd Touch On L Toes, Back Step LF, Back Touch On R Toes

5-8 Fwd Step RF, Fwd Touch On L Toes, Back Step LF, Back Touch On R Toes

### **A6. Out Out - Back Rock Recover - Fwd ½ L - ¼ L Tog**

1-2 Diag Fwd Step RF, Side Step Out LF

3-4 Back Rock On RF, Recover On LF

5-6 Fwd Step RF, ½ L Turn Fwd Step LF (9:00)

**7-8¼ L Turn Side Step RF, Tog Step LF(6:00)**

### **A7. .Run ½ Turn R, Hitch - Run ½ Turn R, Hitch**

1-4 Run On RLR making a ½ Turn R, Hitch L (12:00)

5-8 Run On LRL making a ½ Turn R, Hitch R(6:00)

### **Part B(32C):**

#### **B1. Walk 4x- (Side, Heel)2x**

1-4 Fwd Walk On RLRL (12:00)

5-6 Side Step RF, Diag Left Fwd Touch L Heel ( Angle body to L diagonal)

7-8 Side Step LF, Diag Right Fwd Touch R Heel ( Angle body to R diagonal)

#### **B2. Back 4x - (Side, Heel)2x**

1-4 Back Walk On RLRL

**5-6.Side Step RF, Diag Left Fwd Touch L Heel (Angle body to L diagonal)**

7-8 Side Step LF, Diag Right Fwd Touch R Heel (Angle body to R diagonal)

#### **B3. ¼ R Walk 4x- Side, Heel - ¼ L Side, Heel**

**1-4¼ Turn R (3.00) Fwd Walk On RLRL**

**5-6.Side Step RF, Diag L Touch Fwd L Heel (Angle body to L diagonal)**

**7-8.¼ Turn L (12:00) Side Step LF, Diag R Touch Fwd R Heel (Angle body to R diagonal)**

#### **B4. ¼ L Walk 4x - Side, Heel - ¼ R Side, Heel**

**1-4¼ Turn L (9.00) ) Fwd Walk On RLRL**

**5-6.Side Step RF, Touch Fwd L Heel (Angle body to L diagonal)**

**7-8.¼ Turn R (12:00) Side Step LF, Diag R Touch Fwd R Heel (Angle body to R diagonal)**

**Happy Dancing!**

**Contact:sh3385@gmail.com**

---

Source: LineDance.com — [https://www.linedance.com/index.php?f=dance\\_view&id=130480](https://www.linedance.com/index.php?f=dance_view&id=130480)