

Shy Waltz

LINEDANCE.COM

Count: 24 **Wall:** 4 **Level:** Beginner

Choreographer: Anne Hewitt (Shy-Anne) Aug 07

Music: The Last Waltz by Englebert Humperdink

 **12 counts on lyrics 12**






Lf BASIC FWD AND BACK

 & 

123

Step Left Fwd, Right Tog, Left in Place

 ,  , 

456





Step Back on Rt, Lft Tog, RT In Place

 ,  , 



STEP, STEP PIVOT, WEAVE

ACROSS SIDE BEHIND

 ,  ,  (  )

123

Step Fwd Lft, Step Fwd Rt, Pivot 1/4 Turn Lft (9.00)

 ,  ,  **90** ()

456

Step Rt across Lft, Step Lft to Lft Side, Step Rt

Behind Lft

□□□□□□□□ , □□□□ , □□□□□□□□

□□□

STEP POINT HOLD, WALK

ROUND RT,LFT,RT * (with styling option)

□ □ □ , □□□□ -□ , □ , □ (□□□)

123

Step Lft to Lft Side body slightly angled to left ,

Point Rt Across Lft, Hold for one count

□□□□□□□□ , □□□□□□□□ , □

456

Walk Round ½ Turn Rt , Stepping Rt Lft Rt (3.00)

□□□□ 180° -□ , □ , □ (3□□)

□□□

LFT TWINKLE, RT TWINKLE

□□□□□□ , □□□□□□

123

Step Lft Across RT, Step Rt to Rt Side, Step Step in

place with Lft □□□□□□□□ , □□□□ , □□□□

456

Step Rt Across Lft, Step Lft to Lft Side, Step Rt in

place (3.00)

□□□□□□□□ , □□□□ , □□□□

Baby TAG REPEAT

the LAST 6 counts of the dance (the twinkles) AFTER the 4th Wall you will be

facing the front. □□□□□□□□ , □□□□ 6□

***styling options third section hold**

both arms out to each side elbows slightly bent palms facing upwards until

you finish the walk round)