

Why So Serious??

LINEDANCE.COM

Count: 48 **Wall:** 4 **Level:** Intermediate

Choreographer: Neville Fitzgerald & Julie Harris (Sept 09)






Music: Say It by Booty Luv

 **Starts on Vocal.** 





Side, Bounce, Bounce &

Point, Kick & Step, Step, Pivot 1/2.

 ,   ,  ,  ,  1/2



1-2

Step Left to Left side, bounce both heels... (knees pop

forward slightly)  , 

3&4




Bounce both heels.. (knees pop), step Right next to

Left, point Left to Left side.  ,  , 

5&6



Kick forward Left, step Left next to Right, step

forward on Right.

 ,  , 

7-8

Step forward on Left, pivot 1/2 turn to Right.

 ,  **180°** ( **60°**)

END: Wall 10... Starts facing back.. Dance 1st 7

Counts & Stomp forward on Left. □□□□□□ , □□ 7□ , □□□□□□□□

□□

1/4, Behind & Rock

Step, Back, 1/2, 1/2, Step.

1/4, □□□□□□ , □ , 1/2 1/2 □

1-2

Make 1/4 turn to Right stepping Left to Left side,

cross step Right behind Left. □□ 90□□□□□□ , □□□□□□□□ (□□ 9□□)

&3-4

Step Left to Left side, rock forward on Right, recover

on Left.

□□□□ , □□□□□□ , □□□□

5-6

Step back on Right, make 1/2 turn to Left stepping

forward on Left.

□□□□ , □□ 180□□□□□□ (□□ 3□□)

7-8

Make 1/2 turn to Left stepping back on Right, step Left

close behind Right lifting Right heel.

□□ 180□□□□□□ , □□□□□□□□□□ (□□ 9□□)

□□

Walk, Walk, Mambo 1/4,

Cross, Side (Dip), Flick/Kick, Cross.

□ , □ , □□ 1/4, □□ , □ (□), □ /□ , □□

1-2

Walk forward Right-Left. □□ -□ , □

3&4

Rock forward on Right, recover on Left, make 1/4 turn

to Right stepping Right to Right side.

□□□□ , □□□□ , □□ 90□□□□ (□□ 12□□)

5-6

Cross step Left over Right, step Right to Right side as

you bend knees to dip down slightly. □□□□□□□□ , □□□□□□□□

7-8

Step Left next to Right as you kick Right out to Right

side, cross step Right over Left. □□□□□□□□ , □□□□□□□□

□□□

1/4, Side, Cross, Side,

Sailor Step & Side, Cross.

1/4, □ , □□ , □ , □□□ □□ , □□

1-2

Make 1/4 turn to Right stepping back on Left, step

Right to Right side. □□ 90□□□□□□ , □□□□ (□□ 3□□)

3-4

Cross step Left over Right, step Right to Right

side.

□□□□□□□□ , □□□□

5&6

Cross step Left behind Right, step Right to Right side,

step Left to Left side. □□□□□□□□ , □□□□ , □□□□

&7-8

Cross step Right behind Left, step Left to Left side,

cross step Right over Left. □□□□□□□□ , □□□□ , □□□□□□□□

□□□

Side, Together, Back, 1/2, Side, Back, Cross

Turn Turn.

□

mso-font-kerining:0pt">, □ , □ , 1/2,

mso-font-kerining:0pt">□ , □

mso-font-kerining:0pt">, □□

□ □

1-2

Step Left to Left side, step Right next to Left.

□□□□ , □□□□

3-4

Step back on Left, make 1/2 turn to Right stepping

forward on Right.

□□□□ , □□ 180□□□□ (□□ 9□□)

5-6

Step Left to Left side, step back on Right.

□□□□ , □□□□

7&8

Lock Left over Right, make 1/4 turn Right stepping

Right to Right side, 1/4 turn to Right stepping forward on Left.

□□□□□□□□ , □□ 90□□□□□□ , □□ 90□□□□□□ (□□ 3□□)

□□□

Kick, Out, Out, & Side, Rock Step, 1/4,

Walk, Walk.

□ □ □ , □□ , □□□□ , 1/4,

mso-font-kerning:0pt">□ , □

mso-font-kerning:0pt">

1&2

Kick forward Right, step Right to Right side, step Left

to Left side.

□□□□ , □□□□ , □□□□

&3-4

Step Right next to Left, step Left to Left side, cross

rock Right over Left. □□□□ , □□□□ , □□□□□□□□

5-6

Recover on Left, make 1/4 turn to Right stepping

forward on Right.

□□□□ , □□ 90□□□□ (□□ 6□□)

7-8

Walk forward Left-Right. □□□ -□ , □

TAG: At END of Wall 3 a

>Four

>CountAlarmWillSound...

>Four

>CountAlarmWillSound...

Four

>Four

>CountAlarmWillSound...

CountAlarmWillSound...

CountCountAlarmWillSound...

AlarmWillSound...

AlarmAlarmWillSound...

WillSound...

WillWillSound...

Sound...

SoundSound...

>Four

>CountAlarmWillSound...

...

□□□□□□□□ , □□□□□□ 4□

1-3

Make 1/2 turn to Right with 3 flat footed paddles..

Touching Left to floor 3 times as you turn.

□□□□□□□□□□ 180□ , □□□□□□ (□□ 12□□)

4

Stomp Left next to Right. □□□□

The Alarm is also the cue to change from 48

Counts & 2 Walls to 32 Counts & 4 Walls.. The remaining walls

AFTER the TAG you will dance up to Count 32 & Restart from

beginning.

□□□□ 48□□□□□□ 32□□□□

□□□□□□□□ 48□ , □ 4□ , □□□□□□□□ 32□□□□□□