

# The Flood (□□□□ )

**Count:** 64      **Wall:** 4      **Level:** Intermediate

**Choreographer:** Val O'Connor (Jan 11) TheVal58

**Music:** The Flood by Take That

□□□ **Intro: 64 Counts From when Robbie**

**starts singing - Start on the words " Back Then, we were like**

**cavemen" (32 secs) □□□□ 64□□□□□**

□□□

**R Out In Out, Behind & Cross, L**

**Out In Out, Sailor 1/4 Left**

□□ -□□ -□□ , □ □ □ , □□ -□□ -□□ , □ 1/4□□□

**1&2**

**(Weight on left)Point right toe to right side, touch it next to left,**

**point right to right side**

(□□□□ )□□□□ , □□□□ , □□□□

**3&4**

**Cross right behind left, step left to left side, cross step right over**

**left. □□□□□□□□ , □□□□ , □□□□□□□□**

**5&6**

**Point left to left side, touch it next to right, point left to left**

**side. □□□□ , □□□□ , □□□□**

**7&8**

**Cross left behind right, turn 1/4 left stepping right to right side, step**

**left to left side. (9 o'clock)**

□□□□□□□□ , □□ 90□□□□ , □□□□ (□□ 9□□ )

□□□

**Step R Forward, ½ Left, R Shuffle,**

**Full R Turn, L Forward Mambo**

□ □ , □□□ , □ □ □□

**1-2**

**Step forward right, pivot ½ turn left stepping forward on left.**

□□□□ , □□□ 180□□□□

**3&4**

**Step forward right, step left next to right, step forward on right.**

□□□□ , □□□□ , □□□□

**5-6**

**Turn ½ right stepping back on left, turn ½ right stepping forward on**

**right. □□ 180□□□□ , □□ 180□□□□**

**7&8**

**Rock forward on left, recover weight on right, step slightly back on**

**left. (3 o'clock) □□□□ , □□□□ , □□□□ (□□ 3□□ )**

□□□

**Back R Point L, & Point Right ½**

**R, Point L & R, Hitch Ball Cross**

□ □ -□ -□ □ , □ -□ -□ □ -□ -□□

1-2

Step back on right, point left toe to left side.

□□□□ , □□□□

&3-4

(&) Step left next to right, Point right toe to right side, turn  $\frac{1}{2}$

right stepping right next to left.

□□□□ , □□□□ , □□ 180□□□□

5&6

Point left to left side, (&) step left next to right, point right to

right side. □□□□ , □□□□ , □□□□

7&8

Hitch right knee to right diagonal, (&) step down on right, cross

step left over right. (9 o'clock)

□□□□□□□□ , □□□□ , □□□□□□□□ (□□ 9□□ )

□□□

R Side Rock, R Sailor,  $\frac{1}{4}$  L Sailor, R

Kick Out Out

□□□ □□ , □□□□ , □□ 1/4□□□□ , □□ □□ □

1-2

Rock out to the right side on right, recover weight back on left.

□□□□□□ , □□□□

3&4



3-4

Cross step left over right, turn ¼ left stepping back on right.

□□□□□□□□ , □□ 90□□□□□□

5&6

Step left to left side, step right next to left, step left to left side. □□□□ , □□□□ , □□□□

7-8

**Cross rock right over left, recover weight on left. (3 o'clock)**

□□□□□□□□ , □□□□ (□□ 3□□ )

mso-font-kerning:0pt">□□□□

mso-font-kerning:0pt">

mso-font-kerning:0pt">R Cross Shuffle, ¼ Right Back, L Cross Shuffle, R Side

Rock

mso-font-kerning:0pt">□□□□ , □□ 1/4□

□ ,

mso-font-kerning:0pt">□□□□ , □□□□

□□

1&2

Cross right over left, step left to left side, cross right over left.




□□□□□□□□ , □□□□ , □□□□□□□□

3-4

Turn ¼ right stepping back on left, step right to right side.





□□ 90□□□□□□ , □□□□

5&

Cross left over right, step right to right side, cross left over right.  ,  
 , 

7-8

**Rock right to right side, recover weight on left. (6 o'clock)**

 ,  (  6  )

`mso-font-ker닝:0pt">`

`mso-font-ker닝:0pt">`

`mso-font-ker닝:0pt">`Extended Weave, L Side Rock, L Coaster ¼ Left

`mso-font-ker닝:0pt">` , 

 , 




`mso-font-ker닝:0pt">`1/4

1&2&

Cross right over left, step left to left side, cross right behind left,  
step left to left side.

 ,  ,  , 

3&4

Cross right over left, step left to left side, cross right behind left.  ,  
 , 

5-6

Rock left to left side, recover weight on right.

 , 

7&8

**Turn 1/4 left stepping back on left, step right next to left, step forward**

**on left. (3 o'clock)**

1 90 degrees, 2, 3 (4 3 )

mso-font-kerning:0pt">1 1

mso-font-kerning:0pt">

mso-font-kerning:0pt">Step R, 1/2 Left, R Shuffle, Full Turn, Kick Ball Touch

mso-font-kerning:0pt">1 1

mso-font-kerning:0pt">, 1, 1

1,

mso-font-kerning:0pt">1 1 1

mso-font-kerning:0pt">

**1-2**

**Step forward on right, turn 1/2 left stepping forward on left.**

1, 2 180 degrees

**3&4**

**Step forward right, step left next to right, step right forward.**

1, 2, 3

**5-6**

**Turn 1/2 right stepping back on left, turn 1/2 right stepping forward on**

**right. 1 180 degrees, 2 180 degrees**

**7&8**

**Kick left foot forward, step left next to right, touch right next to**

**left. (9 o'clock)** □□□□ , □□□□ , □□□□ (□□ 9□□ )

---

Source: LineDance.com — [https://www.linedance.com/index.php?f=dance\\_view&id=10066](https://www.linedance.com/index.php?f=dance_view&id=10066)