

# Salome

LINEDANCE.COM

**Count:** 32      **Wall:** 4      **Level:** Beginner

**Choreographer:** Robert Lindsay (July 08)

**Music:** Salome by Belle Perez

  **Start on main vocals after 60 count**

**intro**






 

**Step, 1/2 Turn, Shuffle 1/2**

**Turn, Rock Back, Left Kick Ball Cross**

 ,  **1/2**,   ,   ,    

**1-2**

**Step forward right. Pivot 1/2 turn left.**   ,   **180**


**3&4**

**Turning 1/2 turn left, triple right, left, right.**

    **180** - ,  , 










**5-6**

**Rock back on left. Recover right.**

    ,  

**7&8**

**Kick left forward. Step down on left. Step right across**

**in front of left.**   ,   ,     

**1/4 Turn, 1/4 Turn, Cross Rock Side, Cross, Side, 1/4 Turning Coaster Step**

□ 1/4, □ 1/4, □□□

□ , □□ , □ , □ 1/4□□□

1-2

Turning 1/4 turn right, step back on left. Turning 1/4 turn

right. Step right to right side. □□ 90□□□□ , □□ 90□□□□

3&4

Cross rock left over right. Recover right. Step left to

left side.

□□□□□□□□ , □□□□ , □□□□

**[RESTART here on wall 13.]**  
**On wall 13 dance up to**

and including count 12 and restart dance.

□□□□□□□□□□

5-6

Step right across in front of left. Step left to left

side.

□□□□□□□□ , □□□□

7&8

Turning 1/4 turn right, step back on right. Step left beside

right. Step forward right. □□ 90□□□□ , □□□□ , □□□□

□□□

Step, Dip, Kick, Sailor

**Step, Paddle 1/4, Pivot 1/4, Touch**

□ , □ , □ , □□□ , □□□ 1/4, □ 1/4, □

**1**

**While stepping the left slightly to the left, bend both knees and dip down. □□□□□□□□**

**2**

**While extending legs up again, kick left foot out to left side.**

□□□□□□□□

**3&4**

**Step left behind right. Step right beside left. Step left beside right. □□□□□□□□ , □□□□ , □□□□**

**5-6**

**Step forward right. Paddle 1/4 turn left.**

□□□□ , □□□□ 90□

**7-8**

**Step forward right. Pivot 1/4 turn left and touch left beside right.**

□□□□ , □□□ 90□□□□□

□□□

**Left Rock Step, Left**

**Coaster Step, Right Rock Step, Right Coaster Touch □□□□□ , □□□□ , □□□□□ , □□□□**

**1-2**

**Rock forward left. Recover right.** □□□□ , □□□□

**3&4**

**Step back on left. Step right beside left. Step forward left.**

□□□□ , □□□□ , □□□□

**[Restart here on walls 4 and 9.]**

**On walls 4 and 9 dance up to and including count 28 and restart dance.**

□□□□□□□□□□□□□□□□

**5-6**

**Rock forward right. Recover left.** □□□□ , □□□□

**7&8**

**Step back right. Step left beside right. Touch right out to right side, keeping weight on left foot.**

□□□□ , □□□□ , □□□□□□□□