

# Watermelon Crawl

LINEDANCE.COM

**Count:** 40

**Wall:** 4

**Level:** Beginner/Intermediate

**Choreographer:** Sue Lipscomb (USA)

**Music:** Watermelon Crawl by Tracy Byrd




**Sugarfoot Triples**  

**1-2**

**Point Right Toe To Left Instep. Point Right Heel To**



**Left Instep**

 (  ,  )

**3&4**

**Triple Step On The Spot - Right, Left, Right. (= 2**

**Beats)**

 3 

**5-6**

**Point Left Toe To Right Instep. Point Left Heel To**

**Right Instep**

 (  ,  )

**7&8**

**Triple Step On The Spot - Left, Right, Left. (= 2**

**Beats)**

 3 



**Charleston Kicks** □□□

□

**1-2**

**Step Forward On**

**Right Foot. Kick Left Foot Forward. (& Clap)**

□□□□□□□□

**3-4**

**Step Back On**

**Left Foot. Touch Right Toe Back (& Clap)**

□□□□□□□□

**5-6**

**Step Forward On**

**Right Foot. Kick Left Foot Forward. (& Clap)**

□□□□□□□□

**7-8**

**Step Back On**

**Left Foot. Touch Right Toe Back (& Clap)**

□□□□□□□□

□□

**Right Grapevine, Left Grapevine With 1/4 Turn Left.**

□□ , □□□□ **1/4**

**1-3**

**Right Foot Steps To Right Side. Cross Left Foot Behind**

**Right. Right Foot Steps To Right Side.** □□□□ , □□□□□□□□ , □□□□

4

**Kick Left Forward Diagonally** □□□□□□

5-7

**Left Foot Steps To Left Side. Cross Right Foot Behind**

**Left. Left Foot Steps To Left Side Making 1/4 Turn Left**

□□□□ , □□□□□□□□ , □□ 90□□□□

8

**Touch Right Foot Besides Left. (& Clap)** □□□□ (□□ )

□□□

**Slides** □□

1-2

**Right Foot Takes Long Step Forward Bending Knees**

□□□□□□□□□□□□

3-4

**Slide The Left Foot Up Next To Right. Stand Straight**

**(& Clap)**

□□□□□□□□ , □□

5-6

**Left Foot Takes A Long Step Backwards Bending Knees**

□□□□□□□□□□□□

7-8

**Slide The Right Foot Back To Left. Stand Straight**

**(& Clap)**

□□□□□□ , □□

mso-font-kerning:0pt">□□

mso-font-kerning:0pt">

mso-font-kerning:0pt">Heel Raises, Pivot

Turns. □□□□ , □□

1

**Raise Left Heel & Bump Right Hip To Right Side.**

□□□□□□ & □□□□□□□□

2

**Raise Right Heel & Bump Left Hip To Left Side.**

□□□□□□ & □□□□□□□□

3

**Raise Left Heel & Bump Right Hip To Right Side.**

□□□□□□ & □□□□□□□□

4

**Raise Right Heel & Bump Left Hip To Left Side.**

□□□□□□ & □□□□□□□□

5-6

**Step Forward On Right. Pivot 1/2 Turn To Left.**

□□□□□□□□

**180°**

**7-8**

**Step Forward On Right. Pivot 1/2 Turn To Left. (weight  
On Left)**

□□□□□□□□

**180° (□□□□ )**

---

Source: LineDance.com — [https://www.linedance.com/index.php?f=dance\\_view&id=10454](https://www.linedance.com/index.php?f=dance_view&id=10454)