




SECTION 3 : FORWARD, RECOVER, RAISE, 1/8TURN RIGHT HOOK, BACK SHUFFLE, BACK STEP, DRAG

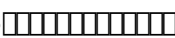
1 - 4 Step R forward, Recover on L, Slightly raised R leg to right, 1/8 turn right (1:30) Hook R

5 & 6 Back shuffle(R L R)

7 - 8 Big step L back, Drag R back (1:30)

1 - 4   **45** 

5 & 6   **(1:30)**

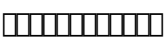
7 - 8 

SECTION 4 : FORWARD, BESIDE, SHUFFLE , HIP SWAY X4

1 - 2 Step R forward, Step L beside R,

3 & 4 Step R forward, Step L next to R, Step R forward

5 - 8 Hip sway, Slightly bent from bottom to top (L R L R) (1:30)

1 - 2 

3 & 4  

5 - 8   **(5-6)**   **(7-8) (1:30)**

Note: Restart on Wall 3, Then 5 6 7 8 count , 1/8 turn right Hip sway L(3:00)(5), 1/8turn right Hip sway R (4:30)(6), 1/8turn right Hip sway L(6:00)(7), Hold(8)






ON Wall 4, do not change direction do the restart

 :   **5678**  **1/8**  **(567)(6:00)**  

SECTION 5 : FORWARD, 1/8TURN LEFT TOUCH, 1/8 TURN LEFT FORWARD, 1/8TURN RIGHT TOUCH, POVIT 1/2 TURN RIGHT, FORWARDX2, HOLD

1 - 4 Step L forward (1:30), 1/8 turn left Touch R beside L(12:00), 1/8turn Left(10:30)Step R forward, 1/8 turn right (12:00)Touch L beside R

5 - 8 Pivot 1/2 turn right(5), Step R forward(6) , Step L forward(7), Hold(8)

1 - 4  **(1:30)**  **1/8(12:00)**  **1/8**  **1/8** 
(12:00)

5 - 8

1/2

Restarts :-

On Wall 3, Dance up to count 32 Facing 6:00

On Wall 4, Dance up to count 32 Facing 6:00

: 32

Have fun!!! Happy Dance

Contact - Irene Deng - E-mail: yuanmei40681@gmail.com