

Happy Now

LINEDANCE.COM





Count: 32 **Wall:** 4 **Level:** Easy Intermediate

Choreographer: Ingrid Kan  - June 2017





Music: Don't Worry Be Happy - The Overtones

[1-8] R toe strut, Rock L side, Recover, L toe strut, Rock R side, Recover

1-4 Touch right toe forward, Drop right heel weight on right, Rock left to left, Recover weight onto right

 ,  ,  , 

5-8 Touch left toe forward, Drop left heel taking weight onto left, Rock/step right to right, Recover weight onto left

 ,  ,  , 

[9-16] Step Together, Coaster, Side Behind, Turn L $\frac{1}{4}$, Shuffle



1-2 R side, step L together,







3&4 Step R back, step L together, step R forward

 ,  , 

5-6 Step L, step R Behind

 , 

7&8 Turn $\frac{1}{4}$ L, Shuffle stepping, together, step (Left, Right, Left)

 $\frac{1}{4}$  ,  , 

[17-24] Vine R, Brush L, Vine, Brush R

1-2 Step right to right side, cross left behind right



3-4 Step right to right side, Brush left



5-6 Step left to left side, cross right behind left

□□□ ,□□□

7-8 Step left to left side, Brush right

□□□ ,□□□

[25-32] Cross & Touch To Side, Cross Back & Touch To Side , Jazz Box 1/2 Turn Right

1-2 Cross right over left, touch left toe to side

□□□ ,□□□□

3-4 Cross Back left over right, touch right toe to side

□□□ ,□□□□□

5-8 Cross right over left, step left back, 1/2 turn step right to side, Step left next to right

□□□ ,□□□ ,□□ **1/2**,□□□ ,□□□