

# Singapore River

LINEDANCE.COM

**Count:** 24

**Wall:** 4

**Level:** Beginner/Intermediate

**Choreographer:** Felicia Tan


**Music:** Moon River by Ross Mitchell



**SIDE, BEHIND, CROSS**  ,  , 

**1-3**

**Step right to right, step left behind right, cross right over left**

 ,  , 




**4-6**

**Repeat steps 1-3 commencing with left foot**

 **1-3**



**ROLLING TURN RIGHT, ROCK IN PLACE,**

**HOLD**  ,  , 

**1-3**

**¼ turn to right step forward on right, ½ turn to right step back on left,**

**¼ turn to right step right to right**

 **90** ,  **180** ,  **90**

**4-6**

**Rock to left with head**

**turning and looking down to left, hold for 2 counts**  ( ),  **2**

**Easy option**

□□

**SIDE, BEHIND, SIDE,**

**ROCKS IN PLACE** □ , □ , □ , □□

**1-3**

**Step right to right,**

**step left behind right, step right to right**

□□□□ , □□□□□□ , □□□□

**4-6**

**Rock to left, right,**

**left**

□□□□ , □□□□ , □□□□

□□

**BEHIND, BEHIND 1/2 TURN LEFT,**

**>IN>IN>IN PLACEIN>**

**>IN>**

□ , □□ 1/2□ , □□

**1-3**

**Step back right, step back**

**left and make 1/2 turn to left on ball of left, step weight backward onto right**

□□□□ , □□ 180□□□□ , □□□□

**4-6**

**Repeat steps 13-15 commencing**

with left foot

□□□□ 1-3

□□

**BEHIND,**

**BEHIND ¼ TURN LEFT, IN>IN>IN PLACEIN>IN>,**

**CROSS, SIDE, CLOSE**

□ , □□ 1/4□ , □□ , □□ , □ , □

1-3

Step back right, step back

left and make ¼ turn to left on ball of left, step right to right

□□□□ , □□ 90□□□□ , □□□□

4-6

Cross left over right, large

step right to right, drag left beside right □□□□□□□□ , □□□□ , □□□□

Easy option:

□□□□□□□□

mso-font-kerning:0pt">□□

mso-font-kerning:0pt">

**BASIC TWINKLE BACK, BASIC**

**TWINKLE FORWARD**

□□□□□□□□ , □□□□□□□□

1-3

**Step back right, step left**

**beside right, step right in place**

□□□□ , □□□□ , □□□□

**4-6**

**Step forward left, step right beside left, step left in**

**place**

□□□□ , □□□□ , □□□□

**mso-font-kertering:0pt">□□□**

**mso-font-kertering:0pt">**

**mso-font-kertering:0pt">TWINKLE WITH ¼ TURN LEFT, CROSSING TWINKLE STEP**

**mso-font-kertering:0pt">□□**

**mso-font-kertering:0pt">1/4□□□□□□ , □□□□**

**1-3**

**Step back right, ¼ turn to left on ball of right and**

**step left beside right, step right in place**

□□□□ , □□ 90□□□□□□ , □□□□

**4-6**

**Cross left over right, step right beside left, step**

**left in place**

□□□□□□□□ , □□□□ , □□□□