

The Legend of Wrangler (



)

LINEDANCE.COM

Count: 132 **Wall:** 2 **Level:** Phrased Advanced

Choreographer: Danping Chen, China (March 2014),

Music:



A(32)\A\B(32)\B\C\A\B(32)\B*

Sequence: A(32) AB(32)BCAB(32)B* Ending

16

Intro: 16 counts

Part A: 34 counts

A , 34

12

Sec1 forward, forward, side, together, side, together, forward, recover, back, back, side, together

1, 2

1, 2step right forward, step left forward

3&-4&

3&4& Step right to right side, step left together, step right to right side, touch left together

5,6 , ,

5, 6,step left forward, recover on right,

7&8& , , ,

7&8& Step left back, Step right back, Step left to left side, touch right together

2 , **2**

Sec4 behind, Shrug shoulders, chair step, behind, Shrug shoulders, turn 1/2 bump shoulders

25&-26& 4

25&26&touch/ cross right behind left, Shrug the shoulders four times.

27&-28

27&28step right to right diagonal, recover on left touch/ cross right behind left

29&-30& 2

29&30& Step right to right side, cross left behind right, Shrug the shoulders twice.

31-32 180

31, 32turn 1/2 left bump the shoulders

33, 34

33, 34bump the shoulders

B 360 12

B* When you dance 31 count of the last Section B, turn full left 12:00 .

Part C: 64 counts

C , 64 (

3

Sec1 forward, recover, touch ,turning 1/4 side, cross, recover, touch , side

1-2


1,2step right forward, recover on left

3-4 90

3,4touch right in place, turning 1/4 right Step right to right side(3:00)

5-6

5, 6 cross left over right, recover on right

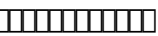
7, 8 

7, 8 touch left in place, Step left to left side





3 


Sec2 forward, recover, touch ,turning 1/4  side, cross, recover, touch , side

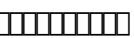
9-10 

9, 10 step right forward, recover on left


11-12 

90 

11,12 touch right in place, turning 1/4 right  Step right to right side(6:00)

13-14 

13, 14 cross left over right, recover on right

15, 16 

15, 16 touch left in place, Step left to left side



Sec3 cross, touch side  cross, touch side  behind, touch side  behind, touch side 

17-18 


17,18 cross right over left, touch left to left side

19-20 

19,20 cross left over right, touch right to right side

21-22 

21,22 cross right behind left, touch left to left side

23,24 



<http://video.sina.com.cn/v/b/128604520-2750899474.html>

Contact: Danping Chen e-mail address : 460281614@qq.com

Source: LineDance.com — https://www.linedance.com/index.php?f=dance_view&id=97493