

# Runaround Sue

LINEDANCE.COM

**Count:** 48      **Wall:** 4      **Level:** Beginner/Intermediate

**Choreographer:** Rachael McEnaney (Dec 08)

**Music:** Runaround Sue by Dion

 **Dance starts**

**after slow intro as soon as beat kicks in - after lyrics "every single guy in town"**



**Kick Behind Side Cross X 2, Step**

**Touch With Clap X2, Side Together, Crossing Toe Strut**  ,  ,  , 

**1-4**

**Kick right to right diagonal (1), cross right behind left (2), step left**







**to left side (3), cross right over left (4) [12.00]**

 ,  ,  ,  (  **12**  )

**5-8**

**Kick left to left diagonal (5), cross left behind right (6), step right**

**to right side (7), cross left over right (8) [12.00]**

 ,  ,  ,  (  **12**  )

**1-4**

**Step right to right side (1), touch left next to right & clap hands**

**(2), step left to left side (3), touch right next to left & clap hands**

**(4) [12.00]**

□□□□ , □□□□□□ , □□□□ , □□□□□□ (□□ 12□□ )

5-8

Step right to right side (5), step left next to right (6), cross right

**toe over left (7), drop right heel to floor (8) [12.00]**

□□□□ , □□□□ , □□□□□□□□ , □□□□ (□□ 12□□ )

□□□

Side Toe Strutt, Crossing Toe Strutt,

Side Rock With  $\frac{1}{4}$  Turn, Kick, Out, Out, Hold, Knee Pops

□□□□ , □□□□□□ , □□□□□□  $\frac{1}{4}$ , □ , □ , □ , □ , □□

1-4

Touch left toe to left side (1), drop left heel to floor (2), cross

**right toe over left (3), drop right heel to floor (4) [12.00]**

□□□□□□ , □□□□ , □□□□□□□□ , □□□□ (□□ 12□□ )

5-8

Rock left to left side (5), recover weight onto right making  $\frac{1}{4}$  turn

**right (6), step forward on left (7), kick right foot forward (8) [3.00]**

□□□□□□ , □□ 90□□□□□□ , □□□□□□ , □□□□ (□□ 3□□ )

&1-4

Step back on right (&), step back on left shoulder width apart (1),

**hold (2), pop right knee in (3), hold (4) [3.00]**

□□□□□□ , □□□□□□□□□□ , □ , □□□□□□ , □ (□□ 3□□ )

5-8

**Pop left knee in (straightening right), pop right knee in (left**

**straight), Pop left knee in (straightening right), pop right knee in (left  
straight),**

□□□□ (□□□□ ),□□□□ (□□□□ ), □□□□ (□□□□ ),□□□□ (□□□□ )

**(These knee pops can be substituted for hip bumps - or bump hips at same**

**time) [3.00] □□□□□□ (□□ 3□□ )**

□□□

**Right Shuffle, Left Shuffle, Step ½**

**Pivot, Step, Full Turn Forward Or Walks**

□□□ , □□□ , □□ 1/2, □ , □□□□□

**1-4**

**Step forward on right (1), step left next to right (2), step forward on**

**right (3), brush left foot forward (4) [3.00]**

□□□□ , □□□□ , □□□□ , □□□□ (□□ 3□□ )

**5-8**

**Step forward on left (5), step right next to left (6), step forward on**

**left (7), brush right foot forward (8) [3.00]**

□□□□ , □□□□ , □□□□ , □□□□ (□□ 3□□ )

**1-4**

**Step forward on right (1), pivot ½ turn left (2), step forward on right**

**(3), hold (4) [9.00] □□□□ , □□ 180° , □□□□ , □**

5-8

Make 1/2 turn right stepping back on left (5), make 1/2 turn right stepping

**forward on right (6) step forward on left (7), hold (8) [9.00]**

□□ 180□□□□ , □□ 180□□□□ , □□□□ , □ (□□ 9□□ )

Easy option

5-8□□□□

As an easier option instead of a full turn on 5 - 8, walk forward left

(5), walk forward right, (6), walk forward left (7), hold (8) □□□□ , □□□□ , □□□□ , □

□□□

Step Touches X 4 Forward With Finger

Snap (Clicks), Step Forward, Clap, 1/2 Turn, Clap, Vine Right.

□□□□□□□ , □□ , □□ , □ 1/2, □□ , □□□

1-4

Step forward on right (1), touch left next to right (click fingers up to

right ) (2), step forward on left (3), touch right next to left (click

**fingers down to left) (4) [9.00]**

□□□□ , □□□□ (□□□□□□□ ) , □□□□ , □□□□ (□□□□□□□ ) (□□ 9□□ )

5-8

Step forward on right (5), touch left next to right (click fingers down

to right) (2), step forward on left (7), touch right next to left (click

**fingers up to left) (8) [9.00]**

□□□□ , □□□□ (□□□□□□□ ) , □□□□ , □□□□ (□□□□□□□ ) (□□ 9□□ )

**1-4**

**Step forward on right (1), clap hands (2), pivot ½ turn left (3), clap**

**hands (4) [3.00]**

□□□□ , □□ , □□ **180°** , □□ (□□ **3□□** )

**5-8**

**Step right to right side (5), cross left behind right (6), step right to**

**right side (7), cross left in front of right (8) [3.00]**

□□□□ , □□□□□□□□ , □□□□ , □□□□□□□□ (□□ **3□□** )