

Summer Fly

LINEDANCE.COM

Count: 32 **Wall:** 2 **Level:** Beginner

Choreographer: Geoffrey Rothwell (UK) Mar 07







Music: Summer Fly by Hayley Westenra (Album: Treasure) (162 bpm)

 **Start On Vocals** 



Right Rock Forward, Side and Back,

Left Rock Forward, Side and Back

 ,  &  ,  ,  & 

1&

Rock Forward On Right, Recover On Left

 , 

2&

Rock To Right Side On Right, Recover On Left  , 

3&

Rock Back On Right, Recover On Left  , 

4

Step Right Next To Left 

5&

Rock Forward On Left, Recover On Right  , 

6&

Rock To Left Side On Left, Recover On Right  , 

7&

Rock Back On Left, Recover On Right

□□□□ , □□□□

8

Step Left Next To Right □□□□

□□□

Right Shuffle, Left Shuffle With A

Touch, Back Step Touches With Claps □□□ , □□□ , □ , □□□□

1&2

Step Forward On Right, Close Left Beside Right, Step Forward On

Right

□□□□ , □□□□ , □□□□ (□ SHUFFLE)

3&4

Step Forward On Left, Close Right Beside Left, Step Forward on Left

□□□□ , □□□□ , □□□□ (□ SHUFFLE)

&

Touch Right Next To Left □□□□

5&

Step Back On Right, Touch Left Next To Right And Clap

□□□□ , □□□□ &□□

6&

Step Back On Left, Touch Right Next To Left And Clap

□□□□ , □□□□ &□□

7&

Step Back On Right, Touch Left Next To Right And Clap

□□□□ , □□□□ &□□

8&

Step Back On Left, Touch Right Next To Left And Clap

□□□□ , □□□□ &□□

□□□

Right Vine, Left Vine With 1/4 Turn,

Monterey 1/2 Turn, Monterey 1/4 Turn □□□□ , □□□□ 1/4, □□□□ 1/2, □□□□ 1/4

1&

Step Right To Right Side, Cross Left Behind Right

□□□□ , □□□□□□□□

2&

Step Right To Right Side, Touch Left Next To Right

□□□□ , □□□□

3&

Step Left To Left Side, Cross Right Behind Left

□□□□ , □□□□□□□□

4&

Make A 1/4 Turn Left Stepping Onto Left, Touch Right Next To Left

□□ 90□□□□ , □□□□

5&

Touch Right To Right Side, On Ball Of Left Make 1/2 Turn Right Stepping

Right Beside Left □□□□ , □□ 180□□□□

6&

Touch Left To Left side, Step Left Beside Right

□□□□ , □□□□

7&

Touch Right To Right Side, On Ball Of Left Make 1/4 Turn Right Stepping

Right Beside Left □□□□ , □□ 90□□□□

8&

Touch Left To Left Side, Step Left Beside Right

□□□□ , □□□□

□□□

Right Shuffle, Left Shuffle, Forward

Mambo Step, Back Mambo Step

□□□ , □□□ , □□□ , □□□

1&2

Step Forward On Right, Close Left Beside Right, Step Forward On

Right

□□□□ , □□□□ , □□□□

3&4

Step Forward On Left, Close Right Beside Left, Step Forward on Left

□□□□ , □□□□ , □□□□

5&6

Rock Forward On Right, Recover On Left, Step Right Beside Left

□□□□ , □□□ , □□□

7&8

Rock Back On Left, Recover On Right, Step Left Beside Right

□□□□ , □□□ , □□□

Danced Following Wall 2 Only□□□□□□□□

Tag

Right Sailor Step, Left Sailor

Step

□□□□ , □□□□

1&2

Cross Right Behind Left, Step Left To Left Side,

Step Right To Place

□□□□□□□□ , □□□□ , □□□□□□ (□ -□ -□)

3&4

Cross Left Behind Right, Step Right To Right

Side, Step Left To Place

□□□□□□□□ , □□□□ , □□□□□□ (□ -□ -□)