

# YeeeeHaaaaa

**Count:** 32

**Wall:** 4

**Level:** Beginner/Intermediate




**Choreographer:** Simon Ward

**Music:** Take Me Home, Country Roads by The Hermes House Band [ 122 bpm / CD: Most Awesome Linedancing Album Vol. 7 / CD: CD Single ]



**1&2**


**Shuffle to right side right, left, right**

 ,  ,  , 

**3-4**


**Rock/step left behind right, transfer/rock weight onto**

**right**

 , 

**5&6**


**Shuffle to left side left, right, left**

 ,  ,  , 

**7-8**

**Rock/step right behind left, transfer/rock weight onto**

**left**

 , 



**1-2**

**Turn a ¼ turn left & step right slightly back, turn**

**a further ½ turn left & step left forward**

□□ 90□□□□□ , □□ 180□□□□□

**3-4**

**Rock/step right forward, rock/step left back**

□□□□□ , □□□□□

**5-8**

**Step right back taking right arm forward, for the**

**following 3 beats tap right heel turning ½ turn right raising right arm and**

**following into ½ turn taking weight onto right**

□□□□□□□□ , □□□□□□ 180□□□□□□□□

□□□

**1-2**

**Rock/step left forward, rock/step right back**

□□□□□ , □□□□□

**3&4**

**Turn a full turn left with a triple step in place**

**(left, right, left)**

□□□□□□ ( □ , □ , □ )

**5-6**

**Rock/step right forward, rock/step left back**

□□□□ , □□□□

**7&8**

**Turn a full turn right with a triple step in place**

**(right, left, right) □□□□□ (□ , □ , □ )**

□□□

**1-2&**

**Rock/step left forward, rock/step right back, step left**

**beside right**

□□□□ , □□□□ , □□□□

**3-4**

**Step right forward, pivot  $\frac{1}{2}$  turn left taking weight**

**onto left**

□□□□ , □□ **180**□□□□□□

**5-6**

**Step right forward turning a  $\frac{3}{4}$  turn left on right foot,**

**touch left beside right □□□□□□□□ **270**□ , □□□□**

**7&8**

**Shuffle to left side left, right, left slightly**

**hitching right knee on count 32 □□□□ □ , □ , □ (□□□□□ )**

**On the 5th wall you will do the**

following for a bit of fun. (12:00

wall)

□□□□ (12□□□□ )□□□□

1-4

Step right to right side tapping heel

on the spot for 4 beats turning into a  $\frac{1}{4}$  turn right (bring right arm from

left to right from count 1-4) Lean the

body for a bit of style

□□□□ , □□□□□□□□ 4□□ (□□ )

5-8

Step left forward, pivot  $\frac{1}{2}$  turn right

taking weight onto right, turn a further  $\frac{1}{4}$  turn right & step left

slightly left (back to 12:00 wall), step right beside left

□□□□ , □□ 180□□□□□□ , □□ 90□□□□□□ (□□ 12□□ ) , □□□□

9-16

Repeat above steps on opposite foot

with opposite arm. (left hand side) □□□□□□□□ 1-4□□□□

17-24

Step right slightly to right tapping

right heel and bumping right hip 4 times, repeat on left (click fingers)

□□□□□□ , □□□□ 4□ , □□□□□□ (□□ )

25-28

