

# When I need you

LINEDANCE.COM

**Count:** 42

**Wall:** 2

**Level:** Intermediate

**Choreographer:** Doug Miranda

**Music:** When I Need You by Celine Dion [ CD: Let's Talk About Love ] Someone Must Feel Like A Fool Tonight by Kenny Rogers [ 100 bpm / CD: Back Home Again ]




**CROSS STEP, SIDE STEP, ½ TURN LEFT; CROSS STEP, SIDE STEP, ½ TURN RIGHT**  ,  ,  
 1/2,  ,  ,  1/2

**1-3**

**Cross step left in front of right, step right to right,**

**while turning ½ turn left step left to left**

 ,  ,  180

**4-6**

**Cross step right in front of left, step left to left,**







**while turning ½ turn right step right to right**

 ,  ,  180



## CROSS ROCK LEFT, BACK

**RIGHT, SIDE STEP LEFT, CROSS ROCK RIGHT, BACK LEFT, ½ TURN RIGHT ON RIGHT**

 ,  ,  ,  ,  ,  1/2

**1-3**

**Cross left over right, rock back on right, step left to**

**left side**

 ,  , 

4-6

Cross right over left, rock back on left, turn 1/2 to  
right stepping forward with right

□□□□□□□□ , □□□□ , □□ 180□□□□

□□

**CROSS ROCK LEFT, BACK**

RIGHT, SIDE STEP LEFT, CROSS ROCK RIGHT, BACK LEFT, 1/2 TURN RIGHT ON RIGHT

□□□□ , □□ , □□□□ , □□□□□□□□ , □□ , □□□□ 1/2

1-3

Cross left over right, rock back on right, step left to  
left side

□□□□□□□□ , □□□□□□ , □□□□

4-6

Cross right over left rock back on left, turn 1/2 to  
right stepping forward with right

□□□□□□□□ , □□□□ , □□ 180□□□□

□□

**STEP LEFT TO LEFT SIDE**

SWAY LEFT; SWAY RIGHT

□□□□□□□□ , □□□

1-3

Step left to left side while swaying hips to left for 3  
counts ending with weight on left foot

□□□□□□□□□□

4-6

Sway hips to right for 3 counts ending with weight on right foot

□□□□□□

□□

**FULL TURN TO THE LEFT, THEN RIGHT**

□□ , □□

1-3

Stepping left foot forward begin full turn to the left ending with weight on left □□□□□□□□□□

4-6

Stepping right foot forward begin full turn to the right ending with weight on right (facing 12:00 wall)

□□□□□□□□□□ (□□ 12□□ )

□□

**ROCK LEFT TO LEFT SIDE, ROCK WEIGHT TO**

**RIGHT, CROSS LEFT OVER RIGHT; STEP RIGHT TO RIGHT SIDE, TURN 1/2**

**TURN TO LEFT, CROSS RIGHT OVER LEFT**

□□□□ , □□ , □□□□□ , □□ , □□ 1/2,

mso-font-kerning:0pt">□□□□□

1-3

Rock left foot to left side, recover weight back to

right, cross left over right [ ] [ ] [ ] [ ] , [ ] [ ] [ ] [ ] , [ ] [ ] [ ] [ ] [ ] [ ] [ ] [ ]

4-6

Step right foot to right, turn 1/2 turn to left with

left, cross right foot over left [ ] [ ] [ ] [ ] , [ ] [ ] 180 [ ] [ ] [ ] [ ] [ ] [ ] [ ] [ ] , [ ] [ ] [ ] [ ] [ ] [ ] [ ] [ ]

[ ] [ ] [ ]

**STEP LEFT TO LEFT SIDE, HOLD, STEP RIGHT**

NEXT TO LEFT; POINT LEFT TOE TO LEFT SIDE, HOLD 2 COUNTS [ ] [ ] , [ ] [ ] , [ ] [ ] , [ ] [ ] , [ ] [ ] 2 [ ]

1-3

Step left foot to left side, hold, step right foot next

to left

[ ] [ ] [ ] [ ] , [ ] [ ] , [ ] [ ] [ ] [ ]

4-6

Point left toe to left side, hold for 2 counts (weight

is on right)

[ ] [ ] [ ] [ ] , [ ] [ ] 2 [ ] ( [ ] [ ] [ ] [ ] [ ] [ ] )

**TAG**

After the completion of the third

wall (you will be facing 6:00 wall) there will be a 6 count tag as follows: [ ] [ ] [ ] [ ] [ ] [ ] [ ] [ ]

6

[ ] [ ] [ ] [ ] [ ] [ ] 6 [ ]

**LEFT TWINKLE, RIGHT**

TWINKLE [ ] [ ] [ ] [ ] , [ ] [ ] [ ] [ ]

1-3

**Cross left over right, step right to**

**right side, step left to left side** □□□□□□□□ , □□□□ , □□□□

**4-6**

**Cross right over left, step left to**

**left side, step right to right side** □□□□□□□□ , □□□□ , □□□□

**When dancing to Kenny Rogers there**

**will be no tag. Do all 48 counts straight through.**

□ **Kenny Rogers**□□□□□□□□