

So Glamorous

LINEDANCE.COM

Count: 32 **Wall:** 4 **Level:** 0 Level

Choreographer: Francien Sittrop (Dec 07)

Music: Glamorous by Natalia Or Natalia feat EnVogue (CD: Everything & More)

 **Start: After**

16 counts 16



Kick Step Rock Step x2 ,

Pivot 1/2 Turn, 1/4 Turn Right with Hip sways x2  ,  ,  **1/4**




1&2&

L low kick fwd, step L down, rock R diagonal right

back, Recover on L  ,  ,  , 

3&4&

R low kick fwd, step R down, rock L diagonal left back,

Recover on R  ,  ,  , 

5 - 6

step L fwd, Pivot 1/2 Turn right  ,  **180**

7&8&

step L fwd, 1/4 Turn Right x2 (push hips) (12)

 ,  **90** ( **12**)



Left Kick, Cross, Back,

Jump Back and kick, Cross , Back, Side with hip sway, Coaster Heel &

□□ , □□ , □ , □□□ , □□ , □ , □□□ , □□□

1

L kick fwd (push both arms fwd) □□□□ (□□□□)

2 & 3

Step L across R , Step R back, Jump L diagonal back and

Kick R Out

□□□□□□□□ , □□□□ , □□□□□□□□

4 &

Step R across L, Step L back □□□□□□□□ , □□□□

5 - 6

Step R to side and push hips (turn R shoulder from front

to back), Recover on L and push hips left (turn L shoulder front to back)

□□□□□□□□ (□□□□□□□□) , □□□□□□□□ (□□□□□□□□)

7&8&

Step R back, Step L next to R, Touch R Heel fwd, Step R

Down

□□□□ , □□□□ , □□□□□□ , □□□□

□□□□

Left Slide, Slide ¼ Turn

Right, Heel & Touch & , Step Fwd, Close, Sailor ½ Turn With Kick

&

□□ , □ 1/4□□ , □□□□ , □□ , □ , □ 1/2□□□□

1 - 2

Slide L to Left side, Make $\frac{1}{4}$ Turn left and slide with R

to right side (9) □□□□ , □□ 90□□□□□□ (□□ 9□□)

3&4&

Touch L Heel fwd, Step L down, Touch R next to L , Step

R down

□□□□ , □□□ , □□□□ , □□□

5 - 6

Big step fwd with L, Step R next to L □□□□□□ , □□□□

7&8&

$\frac{1}{2}$ Turn left with sweep en step L behind R , Step R next

to L, L kick fwd, Step L down (3)

□□ 180□□□□□□□□ , □□□□ , □□□□ , □□□ (□□ 3□□)

□□□

Dip,

Raise & Kick, Vaudeville, Diag. Fwd , Fwd, Heel Fwd, Hitch, Touch

Back,Hitch □ , □□ , □□□□□□ , □□ , □ , □□ , □ , □□ , □

1 - 2

Step R to right side and bend knees, Raise and Kick R.

Diag. fwd

□□□□□□ , □□□□□□

3&4&

Step R across L, Step L in place, Touch R Heel fwd,

Step R next to L □□□□□□□□ , □□□ , □□□□□ , □□□□

5 - 6

Step L diagonal right fwd, Step R Fwd □□□□□□ , □□□□

7&8&

Touch L Heel fwd, Hitch L knee and left shoulder up,

Touch L toe back and shoulder down, Hitch L knee and shoulder up

□□□□□ , □□□□□□□□ , □□□□□□□□ , □□□□□□

Tag after wall 7 (facing 9 o'clock): □□□□□□□□ **9** □□□□□

1 - 4

Step L fwd, Pivot ½ Turn x2 □□□□ , □□ **180**□□□□

Source: LineDance.com — https://www.linedance.com/index.php?f=dance_view&id=10819