




The Meaning of Love

LINEDANCE.COM

Count: 64 **Wall:** 4 **Level:** High Beginner

Choreographer: Juilin Chen & Irene Deng (Taiwan) Feb - 2016

Music: The Meaning Of Love  by   (2:22- iTunes 99bpm)


Intro : 16 counts from vocal "wu" start of track. (Approx. 17 Seconds Into Track)

Section 1: Jazz Box

- 1 - 2 Step R to right, Step L beside R,
3&4 Step R forward, Step L behind R, Step R forward
5 - 6 Step L to left, Step R beside L,
7&8 Step L back, Step R back next to L, Step L back


1 - 2 

3 & 4  ()

5 - 6 

7 & 8  ()



Section 2: Rock, Recover, Back lock, 1/2Turn L, Pivot 1/2 turn L, forward lock

- 1 - 2 Step R forward diagonal  Recover on L.... (1:30)
3 & 4 Step R back, Step L back next to R, Step R back
5 - 6 1/2 turn left Step L forward(7:30) , Step R forward pivot 1/2 turn left(1:30)
7 & 8 Step L forward, Step R behind L, Step L forward..... (1:30)

1 - 2  ...(1:30)

3 & 4  ()


5 - 6  180  (7:30)  180(1:30)

7 & 8  ()(1:30)

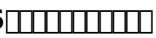
Section 3: Together, 1/8 turn Hitch L Knee, Recover, Hitch R Knee, Shuffle, Side, Together, Coaster


- 1 - 2 Step R beside L , At the same time lift the L knee slightly(1), 1/8 turn L, L Heel down, At the same time lift the R knee slightly(2) (12:00)
- 3 & 4 Cross R over L , Shuffle (RLR) ,
- 5 - 6 Step L to left, Step R beside L
- 7 & 8 Step L back, Step R beside L, Step L forward

1 - 2  (1)  45 

 (2).....(12:00)

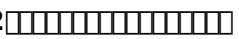
3 & 4  ()

5 - 6 


7 & 8 

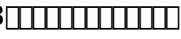
Section 4: Cross, Sweep, Weave right, Sweep, cross, Point

- 1 - 2 Cross step R over L, Sweep LF from back to front
- 3 - 4 Cross step L over R, Step R to right
- 5 - 6 Step L behind R, Sweep R from front to back
- 7 - 8 Cross R behind L, Point R to right




1 - 2 

3 - 4 

5 - 6 

7 - 8 

Restart : During 32 count 4 wall to 1/4 turn right  Step L beside R (12:00), to continue for the 5 wall

 32  90(12:00)  

Section 5: Prissy walk, Large, drag

- 1 - 6 Cross R over L(Body slightly to the right diagonal), Hold, Cross L over R(Body slightly to the left diagonal), Hold, Cross R over L(Body slightly to the right diagonal), Hold,
- 7 - 8 Large step R to right, Drag L beside R....(12:00)

5 - 8

Have fun!!! Happy Dance

Contact - Irene Deng - e-mail: yuanmei40681@gmail.com

Source: LineDance.com — https://www.linedance.com/index.php?f=dance_view&id=109597