

Trouble Is

LINEDANCE.COM

Count: 48

Wall: 4

Level: Intermediate/Advanced




Choreographer: Scott Blevins (May 10)

Music: Trouble Is by Allison Iraheta (CD: Just Like You)



1-2&

1) Large step side R; 2) Step on ball of L behind R; &) Small step R

across L  ,  , 

3-4&

3) Large step side L opening slightly to right diagonal starting ½ turn

right [1:00]; 4) Finish ½ turn right stepping forward R [6:00];

&) Small step forward L

 ( **1** )  **180** ,  ( **6** ) , 

5-7

5) Step forward on R; 6) Turn ½ left recovering weight on L [12:00];

7) Step forward R

 ,  **180**  ( **12** ) , 

&8&

&) Turn ½ right stepping back L [6:00]; 8) Turn ½

right stepping forward R [12:00]; &) Step forward L

 **180**  ( **6** ) ,  **180**  ( **12** ) , 



1-2

1) Rock forward R; 2) Recover weight back on L

□□□□ , □□□

3&4&

These counts move you back towards 6:00: 3) Step back R;

&) “Lock” step L back across R; 4) Step back R; &)“Lock” step L back

across R

□□□□ , □□□□□□□□ , □□□□ , □□□□□□□□ (□□□ 6□□□□□□)

5-7

These counts travel in a small clockwise circle: 5) Turn 1/2 right with

small step forward R [6:00]; 6) Turn 1/4 right stepping forward L [9:00]; 7) Turn 1/8 right stepping forward R [11:00

diagonal]

(□□□□)□□ 180□□□□□□ (□□ 6□□) , □□ 90□□□□□□ (□□ 9□□) , □□ 45□□□□□□ (□□ 11□□□□□□)

&8&

&) Step forward L; 8) Turn 1/2 left stepping back R [5:00 diagonal]; &) Turn 1/2 left [11:00 diagonal] stepping

forward L

□□□□ , □□ 180□□□□□□ (□□ 5□□□□□) , □□ 180□□□□□□ (□□ 11□□□□□□)

□□□

1-2

1) Rock forward R; 2) Recover weight back on L [12:00]

□□□□ , □□□□ (□□ 12□□)

3&4&

3) Square up to 12:00 stepping side R; &) Step L

across R; 4) Step side R; &) Step L behind R

(□□□□ 12□□)□□□□ , □□□□□□□□ , □□□□ , □□□□□□

5-6

5) Step side R; 6) Leave both feet in place and take weight on L as you

turn 1/2 right on ball of L to create a "spiral" effect [6:00]

while your head continues looking towards 1:00 over left shoulder

□□□□ , □□□□□□□□ 180□ (□□ 6□□) (□□□□□□ 1□□□□□□)

(i.e. your body makes a reverse spiral turn towards 6:00 while your head

lingers towards 1:00)

□□□□ , □□□□□□□□ 6□□ , □□□□□□ 1□□

7&8&

7) Turn 1/8 right stepping forward R [7:00 diagonal];

&) Turn 1/2 right stepping back L [1:00diagonal]; 8) Turn 1/8

right stepping side R [3:00]; &) Step L across R

□□ 45□□□□□□ (□□ 7□□□□□□□□) , □□ 180□□□□□□ (□□ 1□□□□□□□□) , □□ 45□□□□□□ (□□ 3□□) , □□□□□□□□

holding count "1" during

the chorus: &/1) Rock step L across R; 2) Recover weight back on R

□□□□□□□□ , □□□□

3&4

¼ Turning Sailor: 3) Turn ¼ left sweeping L counterclockwise from front

to back and step behind R [9:00]; &) Small step side R; 4)

Small step forward L

(90□□□□)□□ 90□□□□□□□□□□ , □□□□ , □□□□

&5-6

&) Step forward R; 5) Turn ¼ right sweeping L clockwise from back to

front [12:00]; 6) Step L across R

□□□□ , □□ 90□□□□□□□□□□ , □□□□□□□□

Note:

Bend deeper into R knee on counts &5 for broader sweep using your

arms for counterbalance. □ &5□ , □□□□ , □□□□□□□□

7&8&

7) Turn ¼ right stepping forward R; &) Turn ½ right stepping back L;

8) Turn ¼ right stepping side R; &) Step L across R [12:00]

□□ 90□□□□□□ , □□ 180□□□□□□ , □□ 90□□□□□□ , □□□□□□□□ (□□ 12□□)

RESTART on rotation 2 □□□□□□□□ , □□□□

mso-font-kerning:0pt">□□□□

mso-font-kerning:0pt">

mso-font-kerning:0pt">

1-2&3

1) Large step side R; 2) Turn ¼ left stepping back L [9:00];

&) Step R next to L; 3) Step forward L

□□□□□ , □ 90□□□□□ (□ 9□) , □□□□ , □□□□

4&5

4) Turn ¼ right stepping R across L [12:00]; &) Small

step back L; 5) Step back R opening slightly to right diagonal

□ 90□□□□□□□□ (□ 12□) , □□□□ , □□□□□□

&6

&) Cross L over R; 6) Unwind a bit more than a full turn right

ending with weight on R [2:00]

□□□□□□□□ , □□□□□□□□ (□ 2□)

7&8

7) Rock step side L to square up to [3:00]; &) Recover

weight on R; 8) Step L across R

□□□□ (□□□ 3□) , □□□□ , □□□□□□□□