

Sacred Places

LINEDANCE.COM

Count: 64

Wall: 2

Level: Intermediate/Advanced










Choreographer: Shaz Walton (Aug 10)

Music: Shorty's Got It Bad by Darren B



1/2 sweep. Back. Together. Hold. Forward. Step. 1/4 . Behind. Side.

Side. Hold. Behind. 1/4

1/2  ,  - - -1/4,  - - - ,  -1/4






1-2

On right foot make 1/2 turn left sweeping left foot from front to back.

Step back left.  180  , 

&3&4

Step right beside left. Hold, Step forward left. Make 1/4 left stepping

right to right side.  ,  ,  ,  90 





5-6&

Cross step left behind right. Step right to right side. Step left to

left side.  ,  , 

7&8

Hold. Cross step right behind left. Make 1/4 left stepping left to left.

 ,  ,  90 



1/4 Kick. Back. Together. Hold. Forward. Forward.

Rocking chair. Forward. Twist. Twist. Dip. Hitch.

1/4 , , , , , - , , ,

1-2

Make 1/4 left on right kicking left forward. Step back left.

90 ,

&3&4

Step back right. Hold. Step forward left. Step forward right.

, , ,

5&6

Rock forward left. Recover right. Rock back left.

, ,

&7

Recover right. Step forward left ,

&8

Twist heels left angling body to front. Twist heels to centre

straightening up.

,

&1

Dip both knees (weight left). Hitch right knee.

(),

Forward Rock. Side Rock. Cross. 1/4.

Rock. Recover. Heel. Ball. Forward.

□□ □□ □□□

□□ □□ , 1/4, □□□ □□ □ □ □□□

2&3

Rock right forward. Recover on left. Rock right to right side.

□□□□□ , □□□□ , □□□□□

&4

Recover on left. Cross step right over left.

□□□□ , □□□□□□□□

5

Make 1/4 right stepping back left.

□□ 90□□□□□

6&7

Rock back on right. Recover left. Touch right heel forward,

□□□□□ , □□□□ , □□□□□

&8

step right beside left. Step left a large step forward. (Push upper body

forward & lean back here)

□□□□ , □□□□□□ (□□□□□□□□□□)

□□□

Bump. Bump. Heel. Step. Bump. Bump.

Heel. Step. Side. Rock. Recover. Triple 3/4

□□ , □□ , □ □ □□ □□

□ □ , □□

□□ □ □ □ 3/4

1&2

Step right small step to right bump hips to right. Bump hips to left.

Touch right heel forward.

□□□□□□ , □□ , □□□□

&3&

Step right beside left. Step left small step to left bump hips to left.

Bump hips to right.

□□□ , □□□□□□ , □□

4&

Touch left heel forward. Step left beside right.

□□□□ , □□□

5-6&

Take a large step to right stepping right to right side. Rock back left.

Recover right. □□□□ , □□□□ , □□□

7-8&

Make ¼ right stepping back left. Make ½ right stepping right forward.

Step left to left. □ 90□□□□ , □ 180□□□□ , □□□

mso-font-kerning:0pt">□□

mso-font-kerning:0pt">

mso-font-kerning:0pt">Touch. Side. Sailor ¼ . Touch. Step. Rock. Recover.

Back. Back. 1/4. Cross.

mso-font-kerining:0pt">□ , □

mso-font-kerining:0pt">, 1/4□□□ , □ , □ , □□

□□ □ , □

mso-font-kerining:0pt"> 1/4 □□

1-2

Touch right beside left. Step right to right side.

□□□□ , □□□□

3&4

Sailor 1/4 turn left ending with left forward.

□□ 90□□□□□□□□

&5

Touch right beside left. Step right forward. □□□□ , □□□□

6&7

Rock forward left. Recover on right. Step back left.

□□□□ , □□□□ , □□□□

8&1

Step back right. Make 1/4 left stepping left to left side. Cross step

right over left. □□□□ , □□ 90□□□□ , □□□□□□□□

mso-font-kerining:0pt">□□□

mso-font-kerining:0pt">

mso-font-kerining:0pt">1/4 Point. Hold.

Ball Step. Forward. 1/2 Right. Touch. 1/2 Right.

mso-font-kerining:0pt">1/4 , , - ,

,

mso-font-kerining:0pt">

mso-font-kerining:0pt">

2-3

Make 1/4 left touching left toe forward. Hold.

90 ,

&4

Step left beside right. Step right forward.

,

5-6

Step left forward. Make 1/2 turn right. (weight left)

, 180 ()

7-8

Touch right backwards. Make 1/2 right. (weight right)

, 180 ()

mso-font-kerining:0pt">

mso-font-kerining:0pt">

mso-font-kerining:0pt">Run. Run. Back Drag. Ball Step. 1/4 Bump. Bump. Sit. 1/4

Sailor.

mso-font-kerining:0pt"> ,

mso-font-kerining:0pt">, □ □

□ -

mso-font-kerining:0pt">□ ,

1/4□□ , □□ , □□ , 1/4

mso-font-kerining:0pt">□□

mso-font-kerining:0pt">

&1-3

Run back left. Run back right. Step back left. Drag right heel to right □□□□ , □□□□ ,

□□□□ , □□□□

&4

Step right beside left. step left forward

□□□□ , □□□□

5&6

Make ¼ left as you bump right left, then sit over right hip.

□□ 90□□□□ , □□□□ , □□□□□□

7&8

Sailor ¼ left. □□ 90□□□□

mso-font-kerining:0pt">□□□

mso-font-kerining:0pt">

mso-font-kerining:0pt">Ball Step. Touch. Ball. Side. Sailor Step. Step. ½

Left. ½ Right. (Twist)

mso-font-kerining:0pt">□ □

mso-font-kerining:0pt">, □□

□ □ , □□ , □

□□ □□

&1

Step right beside left. Step forward left.

□□□□ , □□□□

2&3

Touch right toes forward. Step right beside left. Touch left to left

side. □□□□ , □□□□ , □□□□

4&5

Left sailor step. □□□□

6-8

Step right forward. Make ½ left (weight left) Make ½ right (weight

right) □□□□ , □□ **180°** (□□□□) , □□ **180°** (□□□□)