

Brave Cha Cha

LINEDANCE.COM

Count: 32 **Wall:** 4 **Level:** Intermediate

Choreographer: Jo & John Kinser & Mark Furnell (Oct 07)

Music: Brave by Jennifer Lopez

 **Start on**

vocals 




Side Rock Step, Side Close

Side, Rock Step, Side Close 1/4 Turn Rt  ,  ,  ,  **1/4**

1-3




Step Rt to Rt, Rock Lt fwd and across Rt, Replace

weight Rt

 ,  , 

4&5

Step Lt to Lt, Step Rt next to Lt, Step Lt to Lt

 ,  , 

6-7

Rock Rt fwd and across Lt, Replace weight Lt

 , 

8&1

Step Rt to Rt, Step Lt next to Rt, Step Rt a 1/4 turn fwd

Rt

 ,  ,  **90**

□□□

Step 1/2 Turn, Triple

Spin, Back, Drag, Step Lock Forward

□□ 1/2, □□□□ , □ , □ , □□

2-3

Step Lt fwd, Make 1/2 Rt (weight Rt)

□□□□ , □□ 180□ (□□□□)

4&5

Make 1/2 turn Rt stepping back Lt, Make 1/2

turn Rt stepping fwd Rt, Make 1/2 turn Rt stepping back Lt

□□ 180□□□□ , □□ 180□□□□ , □□ 180□□□□

(Easy option: Make 1/2 turn Rt stepping back Lt, Rt,

Lt)

□□□ :□□□□ 180□ (□ , □ , □)

6-7

Step Rt a large step back, Drag Lt next to Rt (weight

Lt)

□□□□□□□ , □□□□□ (□□□□□)

8&1

Step Rt fwd, Lock Lt behind Rt, Step Rt fwd

□□□□ , □□□□□□□□ , □□□□

□□□

Cross, Back, Step Lock

Back, Full Turn, Sweep Sailor Step

□□ , □ , □□□ , □□ , □□□□

2-3

Rock Lt fwd and across Rt, Replace weight Rt

□□□□□□□□ , □□□□

4&5

Step back Lt, Lock Rt in front of Lt, Step back Lt

□□□□ , □□□□□□□□ , □□□□

6-7

Make 1/2 turn Rt stepping fwd Rt, Make 1/2 turn Rt

stepping back Lt □□ 180□□□□□□ , □□ 180□□□□□□

8&1

Sweep Rt from front to back stepping back on Rt, Step

Lt to Lt, Step Rt to Rt □□□□□□□□ , □□□□ , □□□□

□□□

Cross, Back, 1/4, 3/4

Turn, Rock Step, 1/4, 3/4 Turn

□□ , □ , 1/4, □ 3/4, □□□□ , 1/4, □ 3/4

2-3

Cross Lt in front of Rt, Step Rt back

□□□□□□□□ , □□□□

4&5

Make 1/4 turn Lt stepping Lt fwd, Make 1/2

turn Lt stepping back Rt, Make a 1/4 turn Lt stepping side Lt

□□ 90□□□□ , □□ 180□□□□ , □□ 90□□□□

(Easy option for 4&5: basic cha cha without turns)

□□□ :□□□□□□

6-7

Rock Rt fwd and across Lt, Replace weight Lt

□□□□□□□□ , □□□□

8&

Make 1/4 turn Rt stepping Rt fwd, Pivot 3/4 turn Rt

bringing Lt next to Rt (Platform Turn)

□□ 90□□□□ , □□ 270□□□□

(Easy option for 8&: step Rt to Rt, Step Lt next to

Rt)

□□□ :□□□□ , □□□□