

# Ponte Loca! (Aka Get Crazy!) (




)

LINEDANCE.COM

**Count:** —      **Wall:** 2      **Level:** Intermediate

**Choreographer:** Tajali Hall, Canada (Oct 10)

**Music:** Whine On You by Fito Blanco Ft Omari Ferrari

 **32 count**

**intro** 32

**Part A (48 Counts) A (48 )**



**Syncopated Back Rocks, Full**



**>Volta**

**>>Volta**

**>Volta**

**>> Spot Turn**



 , 




**1&2**

**Step left to left side, rock right behind left, recover weight to left**  ,  ,



**3&4**

**Step right to right side, rock left behind right, recover weight to**

**right**  ,  , 

**5&**

**¼ turn left stepping forward on left, lock right foot behind left (9:00)** □□ 90□□□□ ,  
□□□□□□ (□□ 9□□ )

**6&**

**¼ turn left stepping forward on left, lock right foot behind left (6:00)** □□ 90□□□□ ,  
□□□□□□ (□□ 6□□ )

**7&**

**¼ turn left stepping forward on left, lock right foot behind left (3:00)** □□ 90□□□□ ,  
□□□□□□

**8**

**¼ left stepping forward on left (12:00)**

□□ 90□□□□ (□□ 12□□ )

□□□

**Samba Steps, ½ Chase Turn, Full Turn**

□□ , □□ , □ □ □ , □ □ □

**1&2**

**Cross right over left, rock left to left side, recover weight to right** □□□□□□□□ ,  
□□□□□□ , □□□□

**3&4**

**Cross left over right, rock right to right side, recover weight to left** □□□□□□□□ ,  
□□□□□□□□ , □□□□

**5&6**

**Step forward right, pivot ½ turn left transferring weight to left (6:00),**

**step forward right prepping for full turn right**

□□□□ , □□□ 180□□□□□□ (□□ 6□□ ) , □□□□

## 7&8

**½ turn right stepping back on left (12:00), ½ turn right  
stepping forward on right (6:00), step forward left**

□□ 180□□□□ (□□ 12□□ ), □□ 180□□□□ (□□ 6□□ ), □□□□

□□□

## Ball Step, Step Back, ¼ Turn Back

**Side Cross, Syncopated Rock And Cross, Crossing Shuffle** □ -□ , □ , □ 1/4 □□ , □□□ □□ ,  
□□□□

## &1-2

**Step forward right, step left in place, step back right**

□□□□ , □□□ , □□□□

## 3&4

**Step back left, ¼ turn right stepping right to right side (9:00),**

**cross left over right**

□□□□ , □□ 90□□□□ (□□ 9□□ ), □□□□□□□□

## &5

**Rock right to right side, recover weight to left**

□□□□ , □□□□

## 6&7&8

**Crossing shuffle right, left, right, left, right**

□□□□ -□ , □ , □ , □ , □ , □

□□□

**¼ Turn Forward, ¼ Turn Side, Step, ¼**

Turn Coaster, Step, 1/4 Turn Side, 1/4 Turn Coaster 1/4 1/4 □ , 1/4□□□ , □ 1/4 □ , 1/4□□□

1&2

1/4 turn left stepping forward on left (6:00), 1/4 turn left

stepping right to right side (3:00), step left behind right

□□ 90□□□□ (□□ 6□□ ) , □□ 90□□□□ (□□ 3□□ ) , □□□□□□

3&4

1/4 turn left stepping back on right (12:00), step left next

to right, step forward on right

□□ 90□□□□ (□□ 12□□ ) , □□□□ , □□□□

5&6

Step forward on left, 1/4 turn left stepping right to right side (9:00),

step left behind right

□□□□ , □□ 90□□□□ (□□ 9□□ ) , □□□□□□

7&8

1/4 turn left stepping back on right, step left next to right, step

forward on right (6:00) □□ 90□□□□ , □□□□ , □□□□ (□□ 6□□ )

mso-font-kerning:0pt">□□□

mso-font-kerning:0pt">

mso-font-kerning:0pt">Ball Step Cross (X3), 1/4 Ball Step, Cross And Cross

mso-font-kerning:0pt">□ -□

mso-font-kerning:0pt">-□□

□□ , 1/4-□

mso-font-kerning:0pt">, □□□

&1-2

Step left to left side, step right in place, cross left over right

□□□□ , □□□ , □□□□□□□□

&3-4

Step right to right side, step left in place, cross right over left

□□□□ , □□□ , □□□□□□□□

&5-6

Step left to left side, step right in place, cross left over right

□□□□ , □□□ , □□□□□□□□

Note:

You should be travelling forward on the ball-step-cross sequences

□□□□ &-□ -□□□□ , □□□□

&7

**¼ turn left stepping right out to right side (3:00), step**

left in place □□ 90□□□□ (□□ 3□□ ), □□□

8&1

Cross shuffle right, left, right

□□□□ -□ , □ , □

mso-font-kerning:0pt">□□□

mso-font-kerning:0pt">

mso-font-kerning:0pt">¼ Turn Left,

## Rock/Recover Step Back, Walk, Walk, Back Coaster

mso-font-ker닝:0pt">1/4, □□ , □

□□ , □□

2

### ¼ turn left stepping forward on left (12:00)

□□ 90□□□□ (□□ 12□□ )

3&4

Rock forward on right, recover weight to left, step right back

□□□□ , □□□□ , □□□□

5-6

Walk back left, right □□□□ , □□□□

7&8

Step back on left, step right next to left, step forward on left

□□□□ , □□□□ , □□□□

### Part B (32 Counts) B□□ (32□ )

mso-font-ker닝:0pt">□□□

mso-font-ker닝:0pt">

mso-font-ker닝:0pt">Knee/Hip Rolls Right, Knee/Hip Rolls Left

mso-font-ker닝:0pt">□□□□ □□□□

1-2

Roll right knee out to right side, roll left knee out to left side

□□□□ , □□□□

**3&4**

**Roll right knee out to right side bumping hips right-left-right**

□□□□□□□□ -□ , □ , □

**5-6**

**Roll left knee out to left side, roll right knee out to right side**

□□□□ , □□□□

**7&8**

**Roll left knee out to left side bumping hips left-right-left**

□□□□□□□□ -□ , □ , □

**Note: When you start Part A again from here, do a quick**

**weight change to your right foot** □□□□ **A**□□□□ , □□□□□□□□

**mso-font-kerning:0pt">**□□□

**mso-font-kerning:0pt">**

**mso-font-kerning:0pt">**Heel Hook Scuffs, Rock/Recover Step Back, Ball Cross,

**Full Turn Unwind**

**mso-font-kerning:0pt">**□ □ □ □ □□

**mso-font-kerning:0pt">**, □□□ , □ -□□ , □□□

**1&2&**

**Touch right heel forward, hook right heel across left leg, scuff right**

**heel forward, step down on right foot**

□□□□ , □□□□□□□□ , □□□□□□ , □□□

**3&4&**

**Touch left heel forward, hook left heel across right leg, scuff left**

**heel forward, step down on left foot**

□□□□ , □□□□□□□□ , □□□□□□ , □□□

**5&6**

**Rock forward on right, recover weight to left, step right back**

□□□□□□ , □□□□ , □□□□

**&7**

**Step back on left, cross right over left**

□□□□ , □□□□□□□□

**8**

**Unwind full turn to the left with weight ending on left foot (12:00)**

□□□□□□□□ (□□ 12□□ )

**Note: When you start Part A again from here, end the unwind**

**with your weight on the right foot** □□□□ **A**□□□□ , □□□□□□□□

**mso-font-kerning:0pt">**□□

**mso-font-kerning:0pt">**

**mso-font-kerning:0pt">Full Turn Ball Crosses, Hip Rolls Forward And Back, Hip**

**Rolls**

**mso-font-kerning:0pt">**□□

**mso-font-kerning:0pt">**-□□□□□□□□ , □□□ , □□□□ , □□

**&1**

**¼ turn left stepping right in place, cross left over right (9:00)**

□□ 90□□□□ , □□□□□□□□ (□□ 9□□ )

&2

**¼ turn left stepping right in place, cross left over right (6:00)**

□□ 90□□□□ , □□□□□□□□ (□□ 6□□ )

&3

**¼ turn left stepping right in place, cross left over right (3:00)**

□□ 90□□□□ , □□□□□□□□ (□□ 3□□ )

&4

**¼ turn left stepping right in place, cross left over right (12:00)**

□□ 90□□□□ , □□□□□□□□ (□□ 12□□ )

5-6

**Step forward on right rolling right hip forward, step back on left**

**rolling left hip back (your body should be angled towards the left diagonal) □□□□□□ , □□□□□□ (□□□□□□ )**

&7

**Roll hips in clockwise circle □□□□**

&8

**Roll hips in clockwise circle (weight should end back on left foot)**

□□□□ (□□□□ )

**mso-font-kerning:0pt">□□□**

**mso-font-kerning:0pt">**

**mso-font-kerning:0pt">Ball Cross Step Back (X3), Ball Cross, ½ Turn Unwind**

**mso-font-kerning:0pt">□ -□□ □□ □□□ , □ -□□**

□□

**&1-2**

**Step down on right, cross left over right, step back on right**

□□□ , □□□□□□□□ , □□□□

**&3-4**

**Step down on left, cross right over left, step back on left**

□□□ , □□□□□□□□ , □□□□

**&5-6**

**Step down on right, cross left over right, step back on right**

□□□ , □□□□□□□□ , □□□□

**Note:**

**You should be travelling back on the ball-cross sequences**

□□□□ & □□□□ , □□□□

**&7-8**

**Step down on left, cross right over left, unwind ½ turn left (6:00)**

□□□ , □□□□□□□□ , □□□ **180°** (□□ **6□□** )

**(end with weight evenly on both feet as you will start over from here on**

**both the left foot and right foot depending on which section comes next, A or**

**B)**

□□□□□□□□ , □□□□ **A**□□□ **B**□□□□□□□□□□