

Dream Lover (□□□□□)

LINEDANCE.COM

Count: 112 **Wall:** 4 **Level:** Phrased Improver

Choreographer: Amy Yang (Taiwan) Nov 2015

Music: Dream Lover by Chris Hung and Rouge Cao

Sequence of dance : A A B / A A B(40c) / A A A A / A(24c)

Intro : 40 counts

PART A - 64counts

Sec. A1: CROSS, HOLD, POINT, HOLD(R&L),

1 - 4 Cross RF over LF, Hold, Point LF to L, Hold

5 - 8 Cross LF over RF, Hold, Point RF to R, Hold

1 - 4 □□□□□□ , □□ , □□□□ , □□

5 - 8 □□□□□□ , □□ , □□□□ , □□

Sec. A2: STEP, HOLD, TOUCH, HOLD(R&L)

1 - 4 Step RF to R, Hold, Touch LF over RF, Hold

5 - 8 Step LF to L, Hold, Touch RF over LF, Hold

1 - 4 □□□□ , □□ , □□□□□□ , □□

5 - 8 □□□□ , □□ , □□□□□□ , □□

Sec. A3: CROSS, HOLD, POINT, HOLD(R&L),

1 - 4 Cross RF behind LF, Hold, Point LF to L, Hold

5 - 8 Cross LF behind RF, Hold, Point RF to R, Hold

1 - 4 □□□□□□ , □□ , □□□□ , □□

5 - 8 □□□□□□ , □□ , □□□□ , □□

Sec. A4: STEP, HOLD, TOUCH, HOLD(R&L)

1 - 4 Step RF to R, Hold, Touch LF behind RF, Hold

5 - 8 Step LF to L, Hold, Touch RF behind LF, Hold

1 - 4 steps, hold, 8 steps, hold

5 - 8 steps, hold, 8 steps, hold

Sec. A5: ROLLING VINE, POINT

1 - 4 1/4 turn R stepping forward on RF, Hold, 1/2 turn R stepping back on LF, Hold

5 - 8 1/4 turn R stepping RF to R, Hold, Point LF to L, Hold(12:00)

1 - 4 steps 1/4 steps, hold, 4 steps 1/4 steps, hold

5 - 8 steps 1/4 steps, hold, 8 steps, hold (12:00)

Sec. A6: ROLLING VINE, POINT

1 - 4 1/4 turn L stepping forward on LF, Hold, 1/2 turn L stepping back on RF, Hold

5 - 8 1/4 turn L stepping LF to L, Hold, Point RF to R, Hold(12:00)

1 - 4 steps 1/4 steps, hold, 4 steps 1/4 steps, hold

5 - 8 steps 1/4 steps, hold, 8 steps, hold (12:00)

Sec. A7: 1/4 TURN R WALK FORWARD, HOLD(R&L), 1/4 TURN R FORWARD SHUFFLE

1 - 4 Make 1/4 turn R step walk forward on RF, Hold, Step walk forward on LF, Hold (03:00)

5 - 8 1/4 turn R stepping forward on RF, Lock LF behind RF, Step RF forward (06:00)

1 - 4 steps 1/4 steps, hold, 4 steps, hold (03:00)

5 - 8 steps 1/4 steps, 8 steps, hold (06:00)

Sec. A8: 1/8 TURN R WALK FORWARD, HOLD(R&L), 1/8 TURN R FORWARD SHUFFLE

1 - 4 Make 1/8 turn R step walk forward on LF, Hold, Step walk forward on RF, Hold (07:30)

5 - 8 1/8 turn R stepping forward on LF, Lock RF behind LF, Step LF forward (09:00)

1 - 4 steps 1/8 steps, hold, 4 steps, hold (07:30)

5 - 8 steps 1/8 steps, 8 steps, hold (09:00)

PART B - 48counts

Sec. B1: TOE STRUT, CROSS STRUT, SIDE, RECOVER, CROSS, HOLD

1 - 4 Touch RF toe forward R diagonal, Drop RF heel down, Touch LF toe over RF, Drop LF heel down

5 - 8 Step RF to R, Recover onto LF, Cross RF over LF, Hold


1 - 4  ,  ,  , 

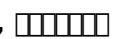
5 - 8  ,  ,  , 

Sec. B2: TOE STRUT, CROSS STRUT, SIDE, RECOVER, CROSS, HOLD

1 - 4 Touch LF toe forward L diagonal, Drop LF heel down, Touch RF toe over LF, Drop RF heel down

5 - 8 Step LF to L, Recover onto RF, Cross LF over RF, Hold



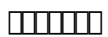

1 - 4  ,  ,  , 


5 - 8  ,  ,  , 

Sec. B3: SIDE, HOLD, TOGETHER, HOLD, SIDE, TOGETHER, SIDE, TOUCH

1 - 4 Step RF to R, Hold, Step LF together RF, Hold

5 - 8 Step RF to R, Step LF together RF, Step RF to R, Touch LF beside RF





1 - 4  ,  ,  , 


5 - 8  ,  ,  , 

Sec. B4: SIDE, HOLD, TOGETHER, HOLD, SIDE, TOGETHER, SIDE, TOUCH

1 - 4 Step LF to L, Hold, Step RF together LF, Hold

5 - 8 Step LF to L, Step RF together LF, Step LF to L, Touch RF beside LF

1 - 4  ,  ,  , 

5 - 8  ,  ,  , 

Sec. B5: CHARLESTON, STEP

1 - 4 Step RF forward, Hold, Touch LF forward, Hold

5 - 8 Step LF back, Hold, Touch RF back, Hold

1 - 4  ,  ,  , 

5 - 8 □□□□ , □□ , □□□□ , □□

Sec. B6: CHARLESTON, STEP

1 - 4 Step RF forward, Hold, Touch LF forward, Hold

5 - 8 Step LF back, Hold, Touch RF back, Hold

1 - 4 □□□□ , □□ , □□□□ , □□

5 - 8 □□□□ , □□ , □□□□ , □□ .

Start again.

Restart: During Wall 6, after 40 counts (facing 12:00)

□□ : □□□□ 40□ (□□ 12 : 00)

Have Fun & Happy Dancing !

Amy Yang: yang43999@gmail.com